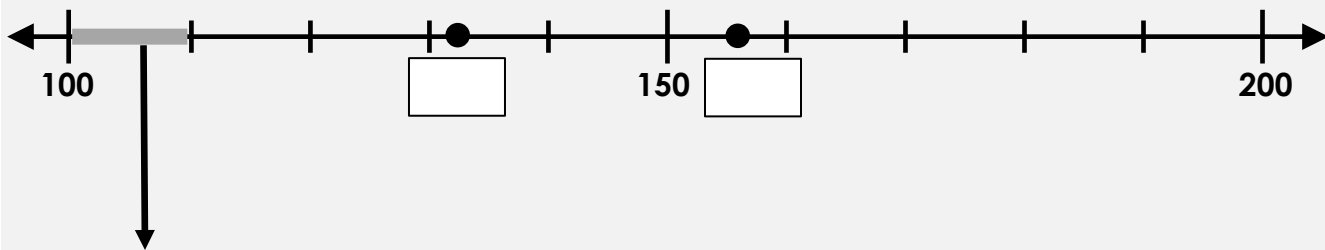




### WATCH ME FIRST!



Directions: Plot 132 and 157 on the number line. Fill in the blanks.

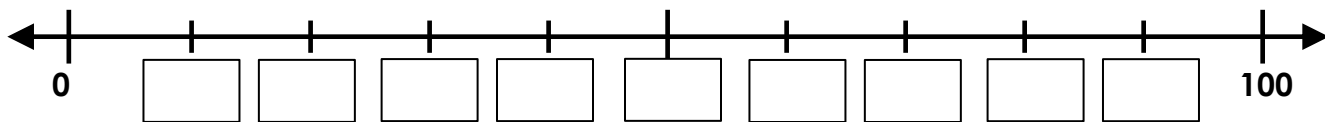


This number line is broken into \_\_\_\_\_ equal units.

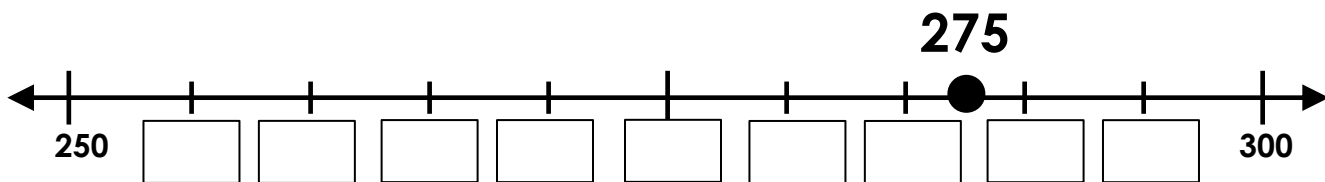
### LET'S WORK TOGETHER!

1) Set up the number line and plot the following numbers:

**23      78**



2) Pat thinks she correctly plotted 275 on the number line. Do you agree or disagree? Explain.



Explain

---



---

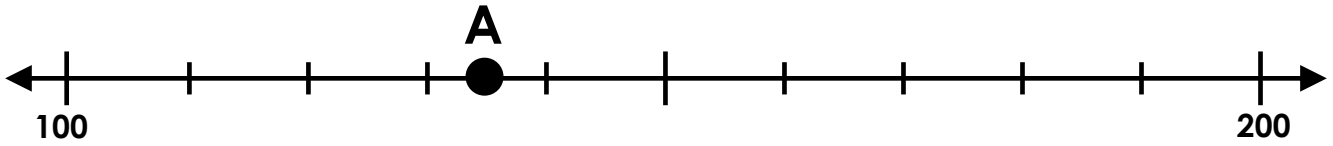


---



### YOUR TURN!

1) Point A is 135. Do you agree or disagree? Explain



Explain

---



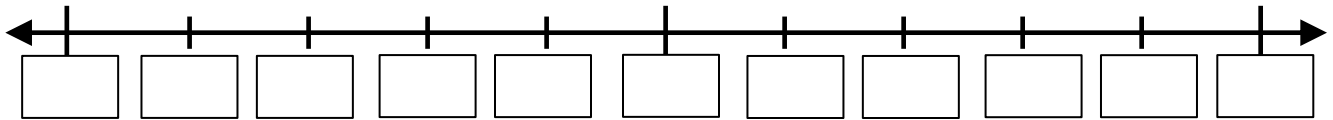
---



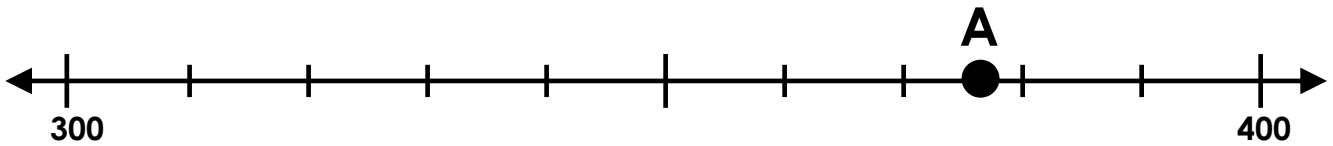
---

2) Set up the number line and plot the following numbers:

**288      205      241**



3) Is point A closer to 370 or 380? What number could it be?




---



---



---



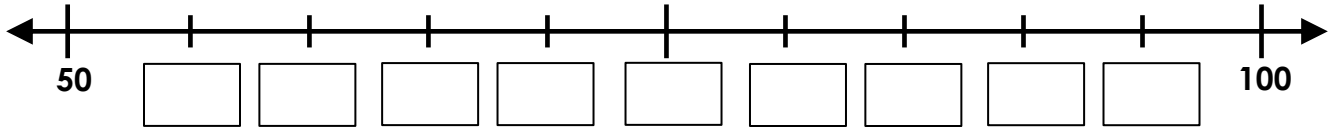
### YOUR TURN! (continued)

4) Set up the number line and plot the following numbers:

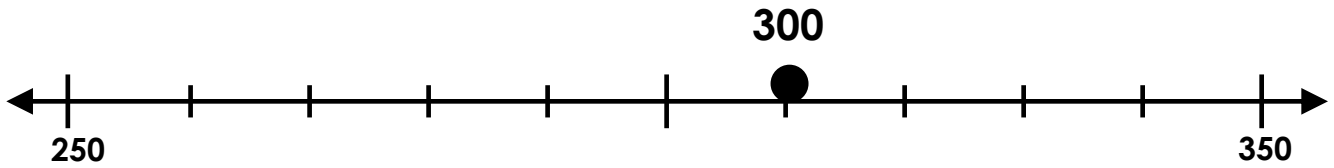
**75**

**89**

**61**



5) Rob thinks he correctly plotted 300 on the number line. Do you agree or disagree? Explain.



Explain

---



---



---

6) Set up the number line and plot the following numbers:

**150**

**134**

