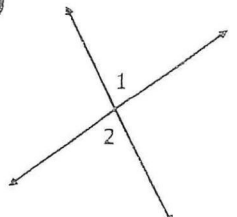
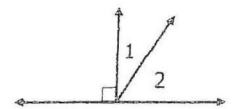
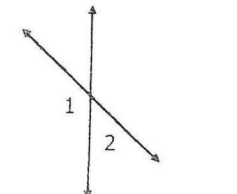
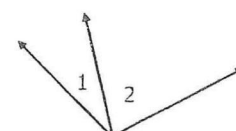
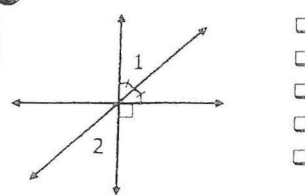
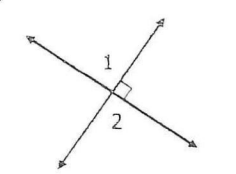


© Gina Wilson (All Things Algebra®), LLC, 2014-2019

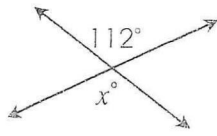
**Identifying Types of Angles:** Check all relationships between  $\angle 1$  and  $\angle 2$ .

<p style="text-align: center;"><b>1</b></p> 	<ul style="list-style-type: none"> <li><input type="checkbox"/> Adjacent</li> <li><input type="checkbox"/> Vertical</li> <li><input type="checkbox"/> Complementary</li> <li><input type="checkbox"/> Supplementary</li> <li><input type="checkbox"/> Linear Pair</li> </ul>
<p style="text-align: center;"><b>2</b></p> 	<ul style="list-style-type: none"> <li><input type="checkbox"/> Adjacent</li> <li><input type="checkbox"/> Vertical</li> <li><input type="checkbox"/> Complementary</li> <li><input type="checkbox"/> Supplementary</li> <li><input type="checkbox"/> Linear Pair</li> </ul>
<p style="text-align: center;"><b>3</b></p> 	<ul style="list-style-type: none"> <li><input type="checkbox"/> Adjacent</li> <li><input type="checkbox"/> Vertical</li> <li><input type="checkbox"/> Complementary</li> <li><input type="checkbox"/> Supplementary</li> <li><input type="checkbox"/> Linear Pair</li> </ul>
<p style="text-align: center;"><b>4</b></p> 	<ul style="list-style-type: none"> <li><input type="checkbox"/> Adjacent</li> <li><input type="checkbox"/> Vertical</li> <li><input type="checkbox"/> Complementary</li> <li><input type="checkbox"/> Supplementary</li> <li><input type="checkbox"/> Linear Pair</li> </ul>
<p style="text-align: center;"><b>5</b></p> 	<ul style="list-style-type: none"> <li><input type="checkbox"/> Adjacent</li> <li><input type="checkbox"/> Vertical</li> <li><input type="checkbox"/> Complementary</li> <li><input type="checkbox"/> Supplementary</li> <li><input type="checkbox"/> Linear Pair</li> </ul>
<p style="text-align: center;"><b>6</b></p> 	<ul style="list-style-type: none"> <li><input type="checkbox"/> Adjacent</li> <li><input type="checkbox"/> Vertical</li> <li><input type="checkbox"/> Complementary</li> <li><input type="checkbox"/> Supplementary</li> <li><input type="checkbox"/> Linear Pair</li> </ul>

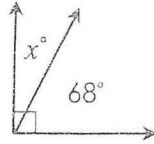
# Using ANGLE RELATIONSHIPS to find ANGLE MEASURES

**Directions:** Find the missing measures in each figure. Keep the angle relationships in mind.

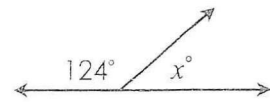
1.



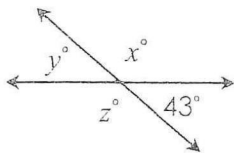
2.



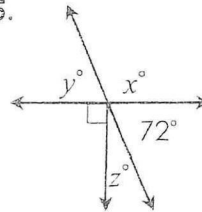
3.



4.



5.



6.  $\angle 1$  and  $\angle 2$  are vertical angles. If the measure of  $\angle 2$  is  $105^\circ$ , find the measure of  $\angle 1$ .

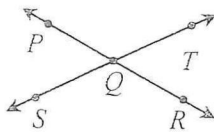
7.  $\angle A$  and  $\angle B$  are complementary angles. If the measure of  $\angle A$  is  $42^\circ$ , find the measure of  $\angle B$ .

8.  $\angle P$  and  $\angle Q$  are supplementary angles. If the measure of  $\angle Q$  is  $64^\circ$ , find the measure of  $\angle P$ .

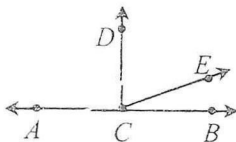
9.  $\angle 1$  and  $\angle 2$  form a linear pair. If the measure of  $\angle 1$  is  $113^\circ$ , find the measure of  $\angle 2$ .

## USING ALGEBRA

10. If  $m\angle PQT = (3x + 47)^\circ$  and  $m\angle SQR = (6x - 25)^\circ$ , find the measure of  $\angle SQR$ .



11. If  $\overline{AB} \perp \overline{CD}$ ,  $m\angle DCE = (7x + 2)^\circ$  and  $m\angle ECB = (x + 8)^\circ$ , find the measure of  $\angle DCE$ .



12. If  $m\angle KNM = (8x - 5)^\circ$  and  $m\angle MNJ = (4x - 19)^\circ$ , find the measure of  $\angle KNM$ .

