

MULTIPLY & DIVIDE
WARM UP 1




Skip Count to Find the Total. Fill in the Blanks.


1) 1 two = _____



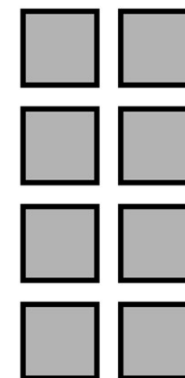
2) 2 twos = _____



3) 3 twos = _____



4) 4 twos = _____



1) Show two different ways to represent the number 200.

2) Show two different ways to represent the number 300.

Blank gray area for student response to question 1.

Blank gray area for student response to question 2.