



WATCH ME FIRST!



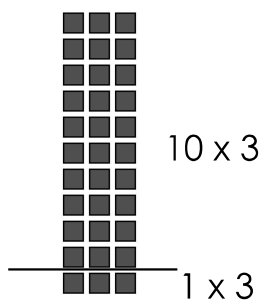
We can solve the 11s facts using the related 10s and 1s facts:

- 1st – Decompose the 11s fact into the related 10s and 1s facts.
- 2nd – Find the product of both facts.
- 3rd – Solve the 11s fact by adding both products.

EXAMPLE: Find the product of 11×3 .

STEP 1

$11 \times 3 = ?$



STEP 2

$$11 \times 3 = (10 \times 3) + (1 \times 3)$$

30
3

STEP 3

$$11 \times 3 = (10 \times 3) + (1 \times 3)$$


30
3

$11 \times 3 = 33$

LET'S WORK TOGETHER!

1) Draw a model and complete the steps to solve 11×4 .

STEP 1



STEP 2


STEP 3



LET'S WORK TOGETHER! (continued)

2) Draw a model and complete the steps to solve 11×5 .

STEP 1



STEP 2

STEP 3

Directions: Fill in the multiplication chart below using information from Problems 1 and 2.

	11s Facts
x1	$11 \times 1 = 11$
x2	$11 \times 2 = 22$
x3	$11 \times 3 = 33$
x4	
x5	

What patterns do you notice when multiplying by 11?



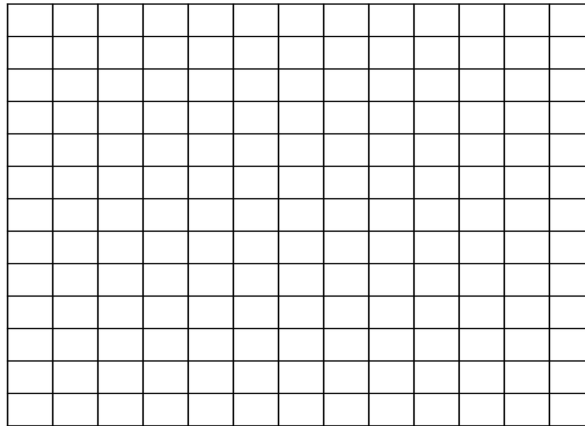
YOUR TURN!

Directions: For problems 1 – 7 find the products by drawing models and showing your work. Fill in the chart below.

11s Facts	
x1	$11 \times 1 =$
x2	$11 \times 2 =$
x3	$11 \times 3 =$
x4	$11 \times 4 =$
x5	$11 \times 5 =$
x6	$11 \times 6 =$
x7	$11 \times 7 =$
x8	$11 \times 8 =$
x9	$11 \times 9 =$
x10	$11 \times 10 =$
x11	$11 \times 11 =$
x12	$11 \times 12 =$

1) Use the distributive property to find the product of 11×6 .


DRAW



RECORD & SOLVE

2) Use the distributive property to find the product of 11×7 .


DRAW



RECORD & SOLVE

3) Use the distributive property to find the product of 11×8 .

DRAW




RECORD & SOLVE



YOUR TURN! (continued)

4) Use the distributive property to find the product of 11×9 .


DRAW



RECORD & SOLVE

5) Use the distributive property to find the product of 11×10 .


DRAW



RECORD & SOLVE

6) Use the distributive property to find the product of 11×11 .


DRAW



RECORD & SOLVE

7) Use the distributive property to find the product of 11×12 .

DRAW



RECORD & SOLVE



YOUR TURN! (continued)

8) Explain the strategy we used to find the product if an 11s times table fact.




MULTIPLICATION

11 TIMES TABLES WORKSHEET

Name: _____

Date: _____

DIRECTIONS: Use a paper clip, pencil, and number wheel to spin a number. Fill in the in the multiplication equation using the number as a factor. Solve. Move to the next problem and repeat.



1. $11 \times \underline{\quad} = \underline{\quad}$

11. $\underline{\quad} \times 11 = \underline{\quad}$

2. $11 \times \underline{\quad} = \underline{\quad}$

12. $\underline{\quad} \times 11 = \underline{\quad}$

3. $11 \times \underline{\quad} = \underline{\quad}$

13. $\underline{\quad} \times 11 = \underline{\quad}$

4. $11 \times \underline{\quad} = \underline{\quad}$

14. $\underline{\quad} \times 11 = \underline{\quad}$

5. $11 \times \underline{\quad} = \underline{\quad}$

15. $\underline{\quad} \times 11 = \underline{\quad}$

6. $11 \times \underline{\quad} = \underline{\quad}$

16. $\underline{\quad} \times 11 = \underline{\quad}$

7. $11 \times \underline{\quad} = \underline{\quad}$

17. $\underline{\quad} \times 11 = \underline{\quad}$

8. $11 \times \underline{\quad} = \underline{\quad}$

18. $\underline{\quad} \times 11 = \underline{\quad}$

9. $11 \times \underline{\quad} = \underline{\quad}$

19. $\underline{\quad} \times 11 = \underline{\quad}$

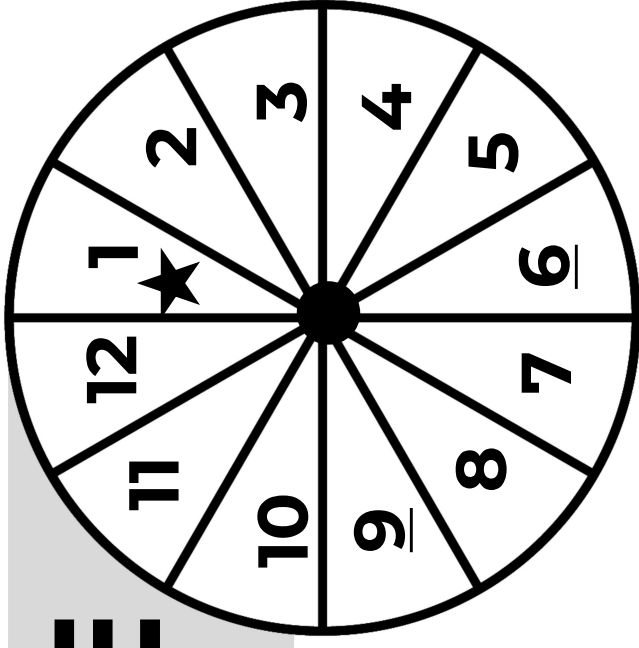
10. $11 \times \underline{\quad} = \underline{\quad}$

20. $\underline{\quad} \times 11 = \underline{\quad}$

PLAYER 1

11s TIMES TABLE

EXTRA PRACTICE GAME



GAMEBOARD

66	121	22	44	99	77
44	<div style="border: 1px solid black; padding: 5px; display: inline-block;">MY NUMBER</div> $\times 11 = ?$				132
99					55
55					110
33					88
22					11
11	33				
110	66	88	132	121	77

DIRECTIONS:

Object of Game:

The first player to fill in an entire row or column wins.

1) Player #1:

- Spins a number (NOTE: Number 1 has a star because it is a free choice. It can either be a 1 or any number the player selects).
 - Multiply the number by 2 to find the product
 - Place an "X" on the product on the gameboard. (i.e. Spin a 3. The product of 3 and 2 is 6. Place "X" on the 6)
- 2) If no match is found, Player #1 loses a turn.
- 3) Player #2 repeats the steps above.

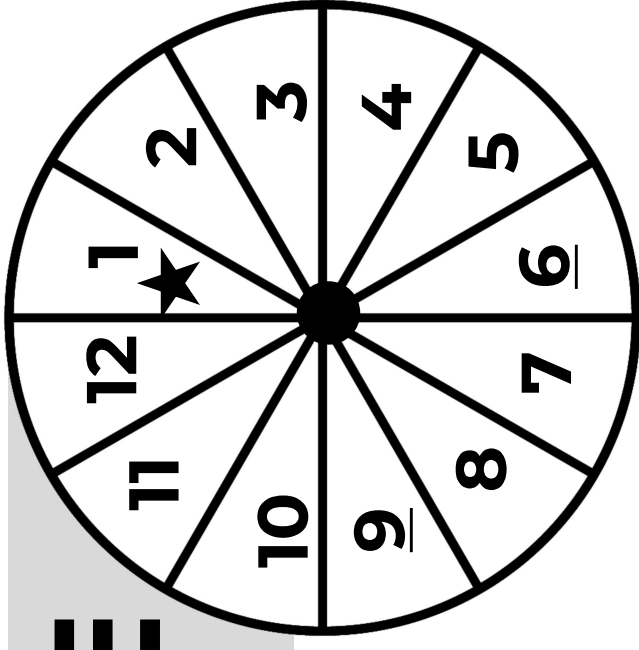
Materials:

- ✓ Player 1 and Player 2 Gameboards
- ✓ Pencils and Paper Clips

PLAYER 2

11s TIMES TABLE

EXTRA PRACTICE GAME



GAMEBOARD

66	121	22	44	99	77
44	<div style="border: 1px solid black; padding: 5px; display: inline-block;">MY NUMBER</div> $\times 11 = ?$				132
99					55
55					110
33					88
22					11
11	33				
110	66	88	132	121	77

DIRECTIONS:

Object of Game:

The first player to fill in an entire row or column wins.

1) Player #1:

- Spins a number (NOTE: Number 1 has a star because it is a free choice. It can either be a 1 or any number the player selects).
 - Multiply the number by 2 to find the product
 - Place an "X" on the product on the gameboard. (i.e. Spin a 3. The product of 3 and 2 is 6. Place "X" on the 6)
- 2) If no match is found, Player #1 loses a turn.
- 3) Player #2 repeats the steps above.

Materials:

- ✓ Player 1 and Player 2 Gameboards
- ✓ Pencils and Paper Clips

Times Tables Game Answers

2 Times Tables	3 Times Tables	4 Times Tables	5 Times Tables	6 Times Tables	7 Times Tables
$1 \times 2 = 2$ $2 \times 2 = 4$ $3 \times 2 = 6$ $4 \times 2 = 8$ $5 \times 2 = 10$ $6 \times 2 = 12$ $7 \times 2 = 14$ $8 \times 2 = 16$ $9 \times 2 = 18$ $10 \times 2 = 20$ $11 \times 2 = 22$ $12 \times 2 = 24$	$1 \times 3 = 3$ $2 \times 3 = 6$ $3 \times 3 = 9$ $4 \times 3 = 12$ $5 \times 3 = 15$ $6 \times 3 = 18$ $7 \times 3 = 21$ $8 \times 3 = 24$ $9 \times 3 = 27$ $10 \times 3 = 30$ $11 \times 3 = 33$ $12 \times 3 = 36$	$1 \times 4 = 4$ $2 \times 4 = 8$ $3 \times 4 = 12$ $4 \times 4 = 16$ $5 \times 4 = 20$ $6 \times 4 = 24$ $7 \times 4 = 28$ $8 \times 4 = 32$ $9 \times 4 = 36$ $10 \times 4 = 40$ $11 \times 4 = 44$ $12 \times 4 = 48$	$1 \times 5 = 5$ $2 \times 5 = 10$ $3 \times 5 = 15$ $4 \times 5 = 20$ $5 \times 5 = 25$ $6 \times 5 = 30$ $7 \times 5 = 35$ $8 \times 5 = 40$ $9 \times 5 = 45$ $10 \times 5 = 50$ $11 \times 5 = 55$ $12 \times 5 = 60$	$1 \times 6 = 6$ $2 \times 6 = 12$ $3 \times 6 = 18$ $4 \times 6 = 24$ $5 \times 6 = 30$ $6 \times 6 = 36$ $7 \times 6 = 42$ $8 \times 6 = 48$ $9 \times 6 = 54$ $10 \times 6 = 60$ $11 \times 6 = 66$ $12 \times 6 = 72$	$1 \times 7 = 7$ $2 \times 7 = 14$ $3 \times 7 = 21$ $4 \times 7 = 28$ $5 \times 7 = 35$ $6 \times 7 = 42$ $7 \times 7 = 49$ $8 \times 7 = 56$ $9 \times 7 = 63$ $10 \times 7 = 70$ $11 \times 7 = 77$ $12 \times 7 = 84$
8 Times Tables	9 Times Tables	10 Times Tables	11 Times Tables	12 Times Tables	Square Facts
$1 \times 8 = 8$ $2 \times 8 = 16$ $3 \times 8 = 24$ $4 \times 8 = 32$ $5 \times 8 = 40$ $6 \times 8 = 48$ $7 \times 8 = 56$ $8 \times 8 = 64$ $9 \times 8 = 72$ $10 \times 8 = 80$ $11 \times 8 = 88$ $12 \times 8 = 96$	$1 \times 9 = 9$ $2 \times 9 = 18$ $3 \times 9 = 27$ $4 \times 9 = 36$ $5 \times 9 = 45$ $6 \times 9 = 54$ $7 \times 9 = 63$ $8 \times 9 = 72$ $9 \times 9 = 81$ $10 \times 9 = 90$ $11 \times 9 = 99$ $12 \times 9 = 108$	$1 \times 10 = 10$ $2 \times 10 = 20$ $3 \times 10 = 30$ $4 \times 10 = 40$ $5 \times 10 = 50$ $6 \times 10 = 60$ $7 \times 10 = 70$ $8 \times 10 = 80$ $9 \times 10 = 90$ $10 \times 10 = 100$ $11 \times 10 = 110$ $12 \times 10 = 120$	$1 \times 11 = 11$ $2 \times 11 = 22$ $3 \times 11 = 33$ $4 \times 11 = 44$ $5 \times 11 = 55$ $6 \times 11 = 66$ $7 \times 11 = 77$ $8 \times 11 = 88$ $9 \times 11 = 99$ $10 \times 11 = 110$ $11 \times 11 = 121$ $12 \times 11 = 132$	$1 \times 12 = 12$ $2 \times 12 = 24$ $3 \times 12 = 36$ $4 \times 12 = 48$ $5 \times 12 = 60$ $6 \times 12 = 72$ $7 \times 12 = 84$ $8 \times 12 = 96$ $9 \times 12 = 108$ $10 \times 12 = 120$ $11 \times 12 = 132$ $12 \times 12 = 144$	$1 \times 1 = 1$ $2 \times 2 = 2$ $3 \times 3 = 9$ $4 \times 4 = 16$ $5 \times 5 = 25$ $6 \times 6 = 36$ $7 \times 7 = 49$ $8 \times 8 = 64$ $9 \times 9 = 81$ $10 \times 10 = 100$ $11 \times 11 = 121$ $12 \times 12 = 144$