


# RATIOS ON THE COORDINATE PLANE



Margot is traveling on a family vacation across the country. Use the given information to fill in the missing representations.

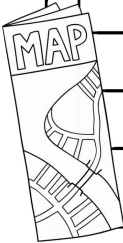
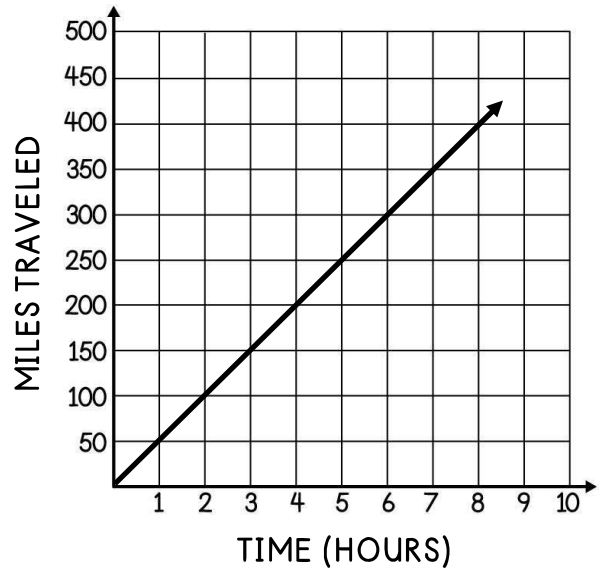
**[VERBAL DESCRIPTION]**

**[EQUATION]**

**[TABLE]**

HOURS	PROCESS	MILES
0		
1		
2		
3		
4		
5		
6		
7		

**[GRAPH]**



Use the representations in the example above to answer 1-5.

1. What is the ratio of the number of hours to the number of miles ?

2. How many hours will it take to travel 300 miles?


3. If this continued with the same ratio, then how many miles would be traveled in 15 hours?

4. What does the ordered pair (9, 450) represent in this situation?

5. If you were given the verbal description instead, explain how you would graph the situation.

6. Using the ratio 7:5, complete the table below and graph your values. Then, answer the question.

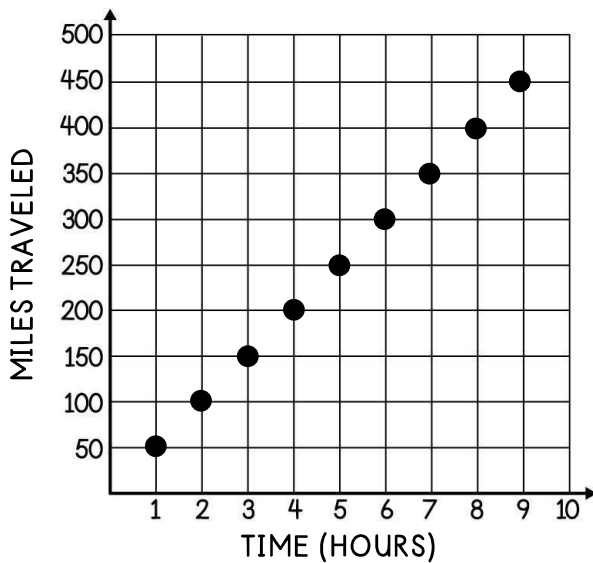
X					
Y					



a. Using the information above, set up and solve a proportion to determine the value of  $y$  when  $x$  is equal to 49. What is the scale factor (multiplier)?

In 7-8, use your knowledge of ratios to answer the questions below.

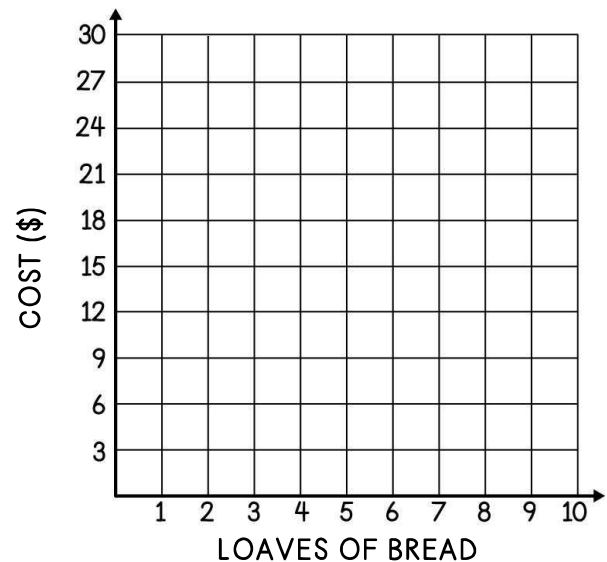
7. The relationship between the number of hours traveled and the number of miles traveled on a family road trip is graphed below.



- What is the ratio of hours to miles?
- How many miles could the family travel in a period of 12 hours?
- How many hours will it take the family to travel 700 miles?

8. The relationship between the number of bread loaves and cost of the loaves is shown in the ratio table below. Graph the ratio and then answer the questions below.

<b>LOAVES OF BREAD</b>	2	4	6	8
<b>COST (\$)</b>	5	10	15	20



- How much would 12 loaves of bread cost?
- If Annie has \$47.50, how many loaves of bread can she buy?

# RATIOS ON THE COORDINATE PLANE

A baker bakes cookies. Use the given information to fill in the missing representations.



<b>[VERBAL DESCRIPTION]</b>	<b>[EQUATION]</b>																															
<table border="1" style="width: 100%; border-collapse: collapse; text-align: center;"> <tr> <th style="padding: 5px;">HOURS</th> <th style="padding: 5px;">PROCESS</th> <th style="padding: 5px;">COOKIES</th> </tr> <tr><td style="padding: 5px;">0</td><td style="padding: 5px;"></td><td style="padding: 5px;"></td></tr> <tr><td style="padding: 5px;">1</td><td style="padding: 5px;"></td><td style="padding: 5px;"></td></tr> <tr><td style="padding: 5px;">2</td><td style="padding: 5px;"></td><td style="padding: 5px;"></td></tr> <tr><td style="padding: 5px;">3</td><td style="padding: 5px;"></td><td style="padding: 5px;"></td></tr> <tr><td style="padding: 5px;">4</td><td style="padding: 5px;"></td><td style="padding: 5px;">300</td></tr> <tr><td style="padding: 5px;">5</td><td style="padding: 5px;"></td><td style="padding: 5px;"></td></tr> <tr><td style="padding: 5px;">6</td><td style="padding: 5px;"></td><td style="padding: 5px;"></td></tr> <tr><td style="padding: 5px;">7</td><td style="padding: 5px;"></td><td style="padding: 5px;"></td></tr> </table>	HOURS	PROCESS	COOKIES	0			1			2			3			4		300	5			6			7			<table border="1" style="width: 100%; border-collapse: collapse;"> <tr> <th colspan="2" style="padding: 5px;"><b>[GRAPH]</b></th> </tr> <tr> <td style="text-align: center; padding: 10px;"> </td> <td style="text-align: right; padding: 10px;"> </td> </tr> </table>	<b>[GRAPH]</b>			
HOURS	PROCESS	COOKIES																														
0																																
1																																
2																																
3																																
4		300																														
5																																
6																																
7																																
<b>[GRAPH]</b>																																

Use the representations in the example above to answer 1-5.

<p>1. What is the ratio of cookies to hours spent baking?</p>	<p>2. How many hours does it take to bake 225 cookies?</p>	<p>3. If the baker continued with the same ratio, how many cookies would she be able to make in 10 hours?</p>
<p>4. What does the ordered pair (4, 300) represent in this situation?</p>	<p>5. If you were given the verbal description instead, explain how you would graph the situation.</p>	