


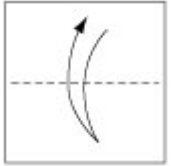
Instructions:



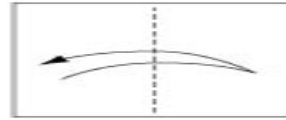
Cut along the edges of the Cootie Catcher




Fold along the horizontal line



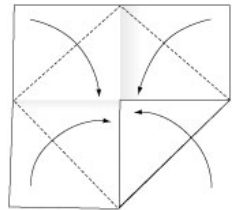
Fold along the vertical line



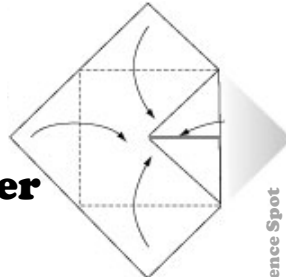
Open it all up and flip it text down on the desk




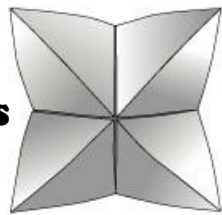
Fold each corner to the center



Flip over and fold each corner to the center




Fold in half and put your fingers under the flaps



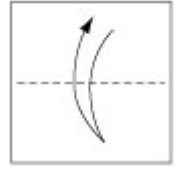
Instructions:



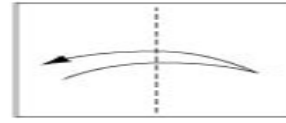
Cut along the edges of the Cootie Catcher




Fold along the horizontal line



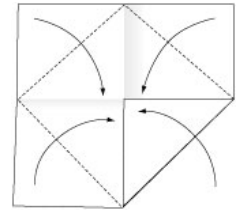
Fold along the vertical line



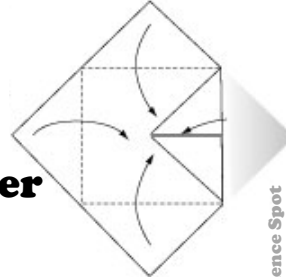
Open it all up and flip it text down on the desk



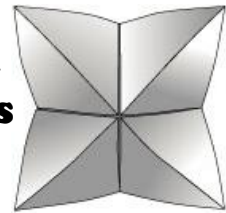
Fold each corner to the center













Flip over and fold each corner to the center



Fold in half and put your fingers under the flaps



 <p>Wind</p>	<p>A cloud at ground level</p> <p>2</p>	<p>Tall clouds with a flat base that bring thunderstorms</p> <p>3</p>	 <p>Sleet</p>
<p>White fluffy clouds with little or no precipitation</p> <p>1</p>	<p>Fog</p>	 <p>Cumulonimbus</p>	<p>High wispy clouds made of ice</p> <p>4</p>
 <p>Cumulus</p>	<p>5</p>	 <p>Cirrus</p>	 <p>Nimbostratus</p>
 <p>Rain</p>	<p>Sheets of layered clouds often bringing precipitation</p> <p>7</p>	 <p>8</p>	 <p>Snow</p>
<p>Low layer of clumped or broken clouds</p> <p>8</p>	 <p>Stratocumulus</p>	<p>Gray blankets of clouds bringing long lasting precipitation</p> <p>6</p>	<p>A high altitude thin layered cloud</p> <p>6</p>

**Playing Directions:
(Two Person Play)**

- 1. A partner picks a word: Wind, Rain, Snow, or Sleet.**
- 2. The partner holding the cootie catcher spells out the word, moving the flaps side to side and in and out with the letters.**
- 3. The other partner then chooses one of the inside numbers.**
- 4. The partner holding the cootie catcher moves the flaps to that number.**
- 5. The other partner chooses another number.**
- 6. The partner holding the cootie catcher reads the definition for the other partner to answer.**