

# BLACK HISTORY MONTH

## BLACK HERO PUZZLES

**MY BLACK HERO**

**WHEN LIVED**  
1899 - 1974  
Born in Washington, DC.

**IMPORTANT EVENTS**  
He toured many countries outside the U.S. He was the musical Ambassador for the U.S. State Department. He was elected to the elite National Institute of Arts and Letters.

**CONTRIBUTIONS**  
He gained a wide reputation as one of the finest composers in America. He gained respect by using the African pulse & rhythm in his music.

**HERO'S NAME** Duke Ellington

**SOUP NAME** Campbell

**FUN FACT #1**  
His name is actually Edward Kennedy Ellington.

**FUN FACT #2**  
His first song was written at 17 about the Poodle Dog Cafe where he worked. It was called "The Soda Fountain Rag."


**FUN FACT #3**  
He was in a band called "The Washingtonians."



# MY BLACK HERO PUZZLE

## Directions:

- 1.) In the center, on the lines, write your name and your hero's name. Then draw an image of your hero in the center.
- 2.) Then in the puzzle pieces around the middle circle fill in information about your hero related to the label.
- 3.) If room, add illustrations. Then color the puzzle pieces.



# MY BLACK HERO PUZZLE

## Directions:


- 1.) In the center, on the lines, write your name and your hero's name. Then draw an image of your hero in the center.
- 2.) Then in the puzzle pieces around the middle circle fill in information about your hero related to the label.
- 3.) If room, add illustrations. Then color the puzzle pieces.

The puzzle template consists of a large circle divided into several puzzle pieces. The central piece is a silhouette of a person, containing a line drawing of a woman in a suit and a space for a drawing. The text 'MY BLACK HERO' is written across the top of this central piece, and 'BARBARA JORDAN' is written across the bottom. Surrounding this central piece are six other puzzle pieces, each with a label: 'WHEN LIVED' (top), 'CONTRIBUTIONS' (top-right), 'FUN FACT #3' (bottom-right), 'FUN FACT #2' (bottom), 'FUN FACT #1' (bottom-left), and 'IMPORTANT EVENTS' (left). A piece on the left side is labeled 'YOUR NAME'.

# MY BLACK HERO PUZZLE

## Directions:


- 1.) In the center, on the lines, write your name and your hero's name. Then draw an image of your hero in the center.
- 2.) Then in the puzzle pieces around the middle circle fill in information about your hero related to the label.
- 3.) If room, add illustrations. Then color the puzzle pieces.



# MY BLACK HERO PUZZLE

## Directions:

- 1.) In the center, on the lines, write your name and your hero's name. Then draw an image of your hero in the center.
- 2.) Then in the puzzle pieces around the middle circle fill in information about your hero related to the label.
- 3.) If room, add illustrations. Then color the puzzle pieces.



# MY BLACK HERO PUZZLE

## Directions:

- 1.) In the center, on the lines, write your name and your hero's name. Then draw an image of your hero in the center.
- 2.) Then in the puzzle pieces around the middle circle fill in information about your hero related to the label.
- 3.) If room, add illustrations. Then color the puzzle pieces.

WHEN LIVED

CONTRIBUTIONS

MY BLACK HERO

YOUR NAME

BILLIE HOLIDAY

FUN FACT #3

FUN FACT #2

FUN FACT #1

IMPORTANT EVENTS

# MY BLACK HERO PUZZLE

## Directions:

- 1.) In the center, on the lines, write your name and your hero's name. Then draw an image of your hero in the center.
- 2.) Then in the puzzle pieces around the middle circle fill in information about your hero related to the label.
- 3.) If room, add illustrations. Then color the puzzle pieces.

WHEN LIVED

CONTRIBUTIONS

MY BLACK HERO

YOUR NAME

BOOKER T. WASHINGTON

FUN FACT #3

FUN FACT #2

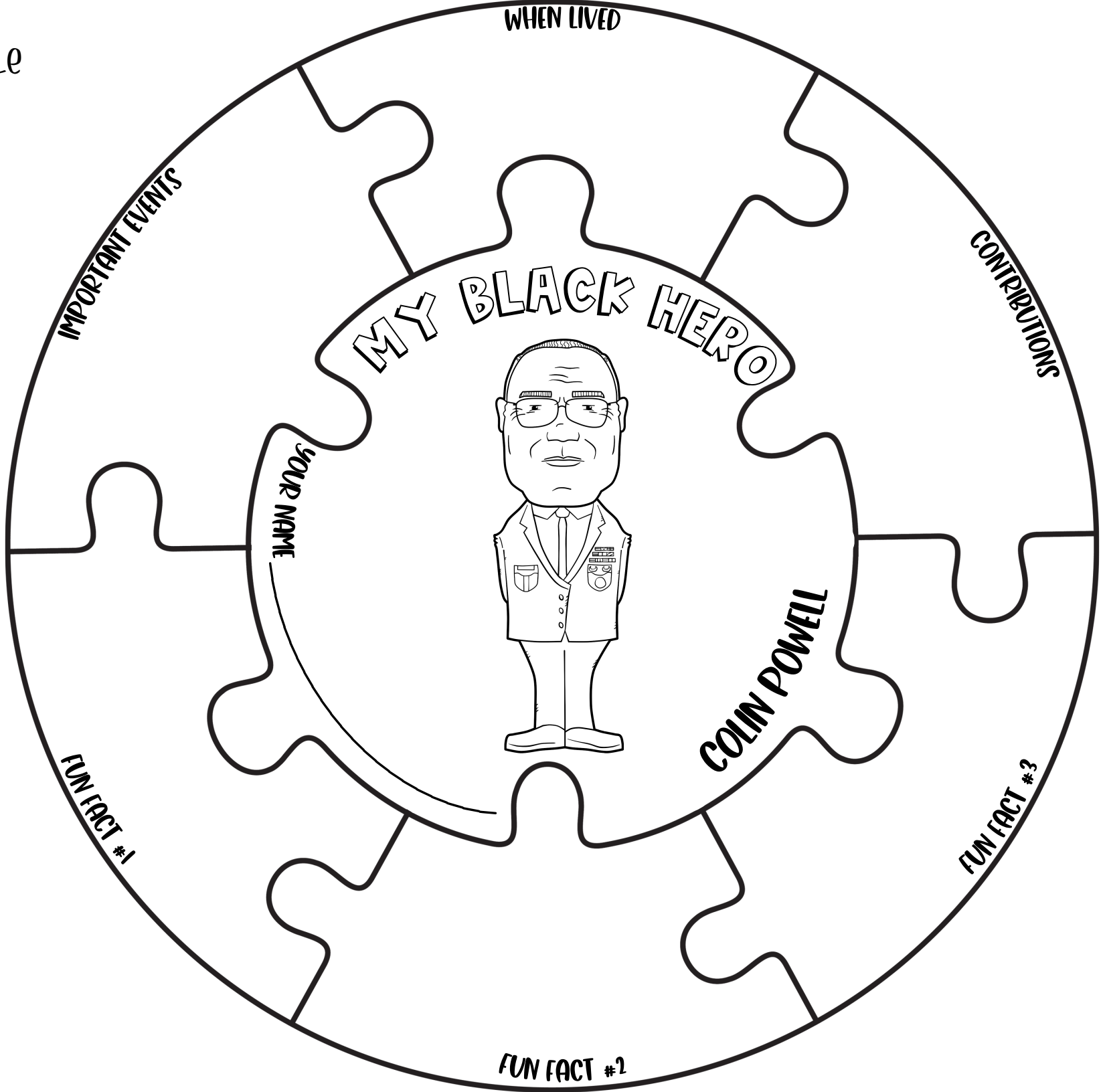
FUN FACT #1

IMPORTANT EVENTS

# MY BLACK HERO PUZZLE

## Directions:

- 1.) In the center, on the lines, write your name and your hero's name. Then draw an image of your hero in the center.
- 2.) Then in the puzzle pieces around the middle circle fill in information about your hero related to the label.
- 3.) If room, add illustrations. Then color the puzzle pieces.





# MY BLACK HERO PUZZLE

## Directions:

- 1.) In the center, on the lines, write your name and your hero's name. Then draw an image of your hero in the center.
- 2.) Then in the puzzle pieces around the middle circle fill in information about your hero related to the label.
- 3.) If room, add illustrations. Then color the puzzle pieces.

WHEN LIVED

CONTRIBUTIONS

MY BLACK HERO

CONDOLEEZA RICE

YOUR NAME

IMPORTANT EVENTS

FUN FACT #3

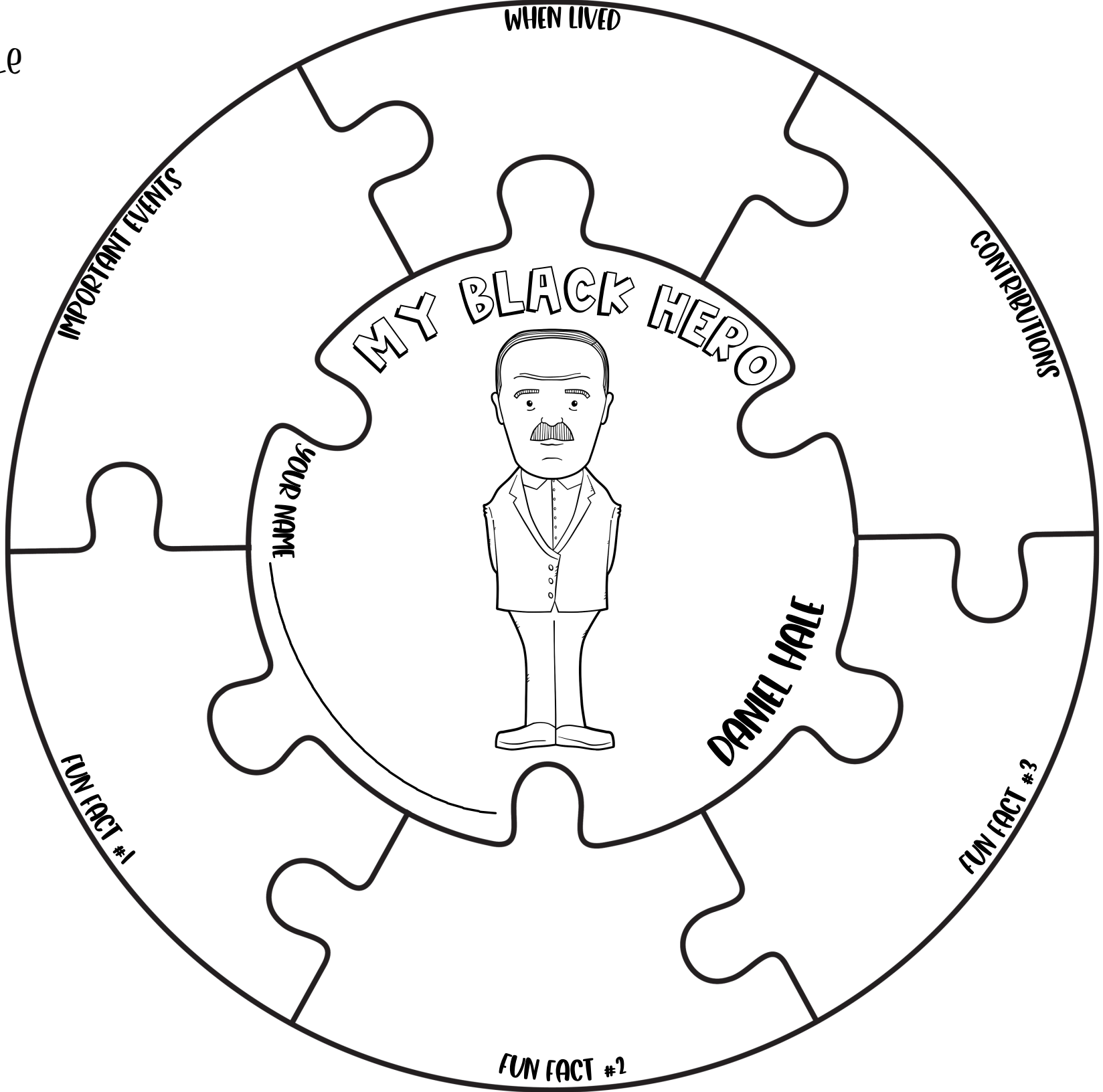
FUN FACT #2

FUN FACT #1

# MY BLACK HERO PUZZLE

## Directions:

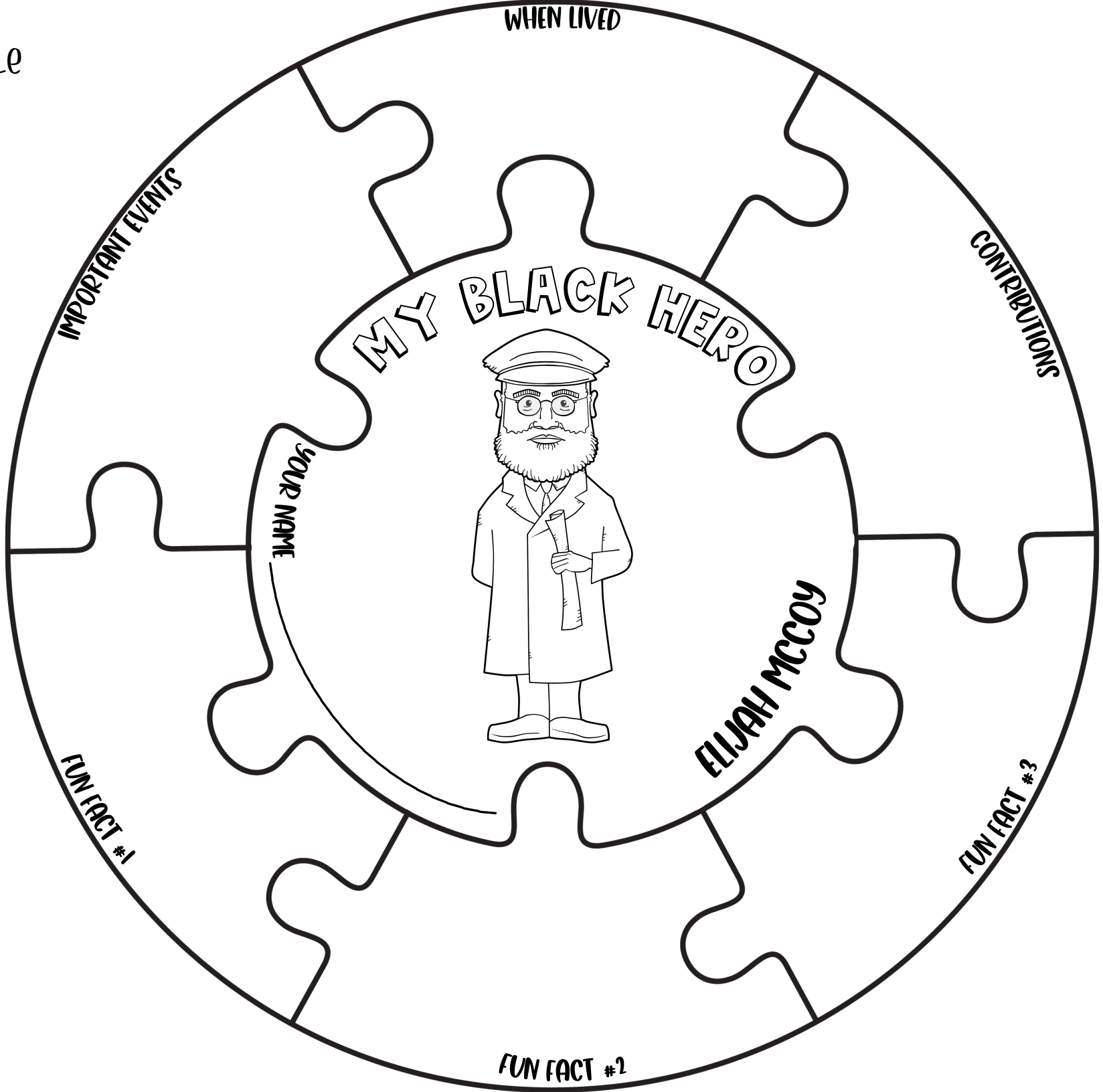
- 1.) In the center, on the lines, write your name and your hero's name. Then draw an image of your hero in the center.
- 2.) Then in the puzzle pieces around the middle circle fill in information about your hero related to the label.
- 3.) If room, add illustrations. Then color the puzzle pieces.



# MY BLACK HERO PUZZLE

## Directions:

- 1.) In the center, on the lines, write your name and your hero's name. Then draw an image of your hero in the center.
- 2.) Then in the puzzle pieces around the middle circle fill in information about your hero related to the label.
- 3.) If room, add illustrations. Then color the puzzle pieces.



# MY BLACK HERO PUZZLE

## Directions:

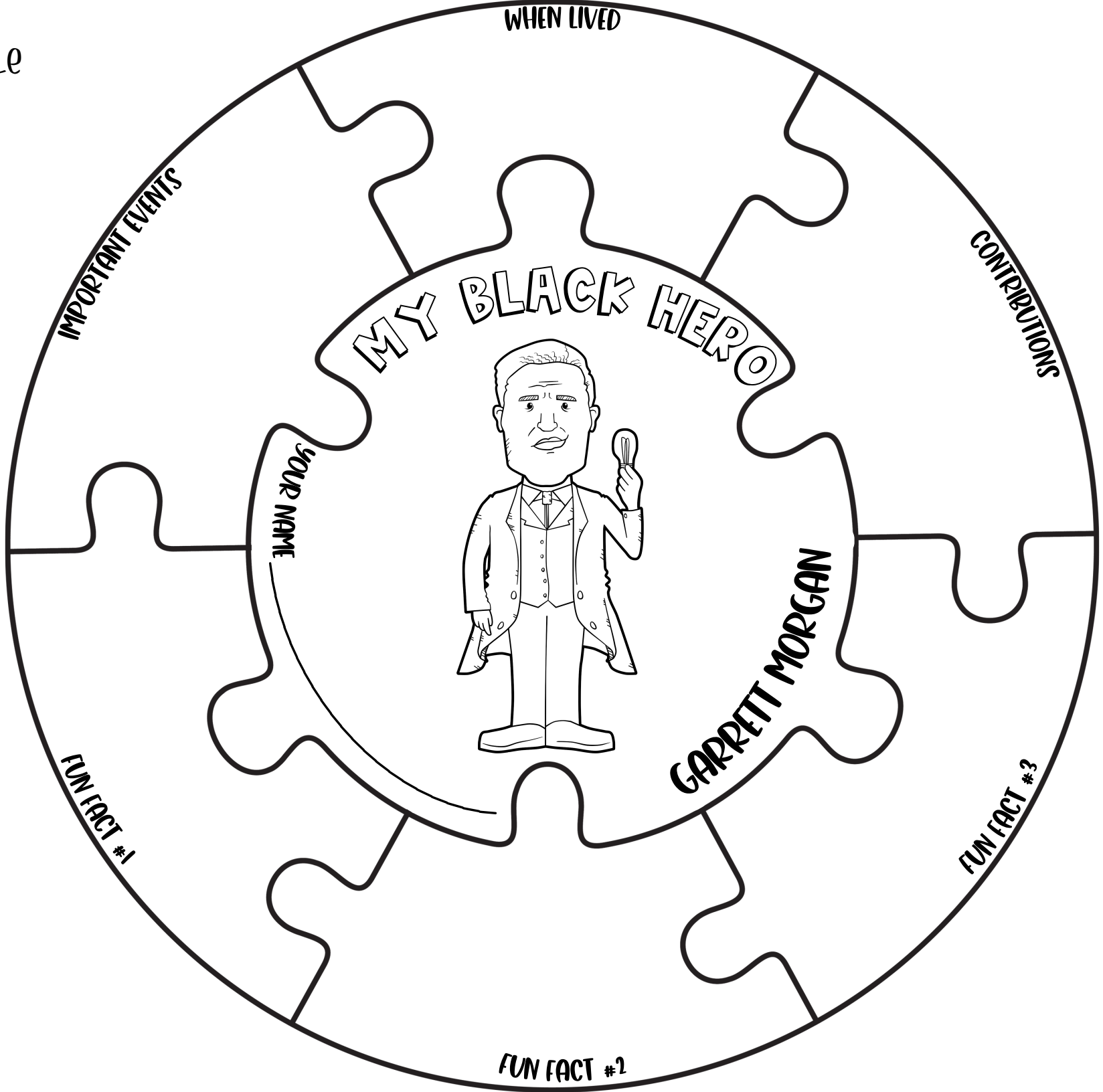
- 1.) In the center, on the lines, write your name and your hero's name. Then draw an image of your hero in the center.
- 2.) Then in the puzzle pieces around the middle circle fill in information about your hero related to the label.
- 3.) If room, add illustrations. Then color the puzzle pieces.

The puzzle is a large circle divided into several pieces. The central piece is a silhouette of a man with a beard and a top hat, with the text "MY BLACK HERO" written across it. To the left of the center is a piece labeled "YOUR NAME". To the right is a piece labeled "FREDERICK DOUGLASS". Above the center is a piece labeled "WHEN LIVED". To the right of that is a piece labeled "CONTRIBUTIONS". Below the center is a piece labeled "FUN FACT #2". To the left of that is a piece labeled "FUN FACT #1". To the right of "FUN FACT #2" is a piece labeled "FUN FACT #3". The outer ring of the puzzle is labeled "IMPORTANT EVENTS".

# MY BLACK HERO PUZZLE

## Directions:

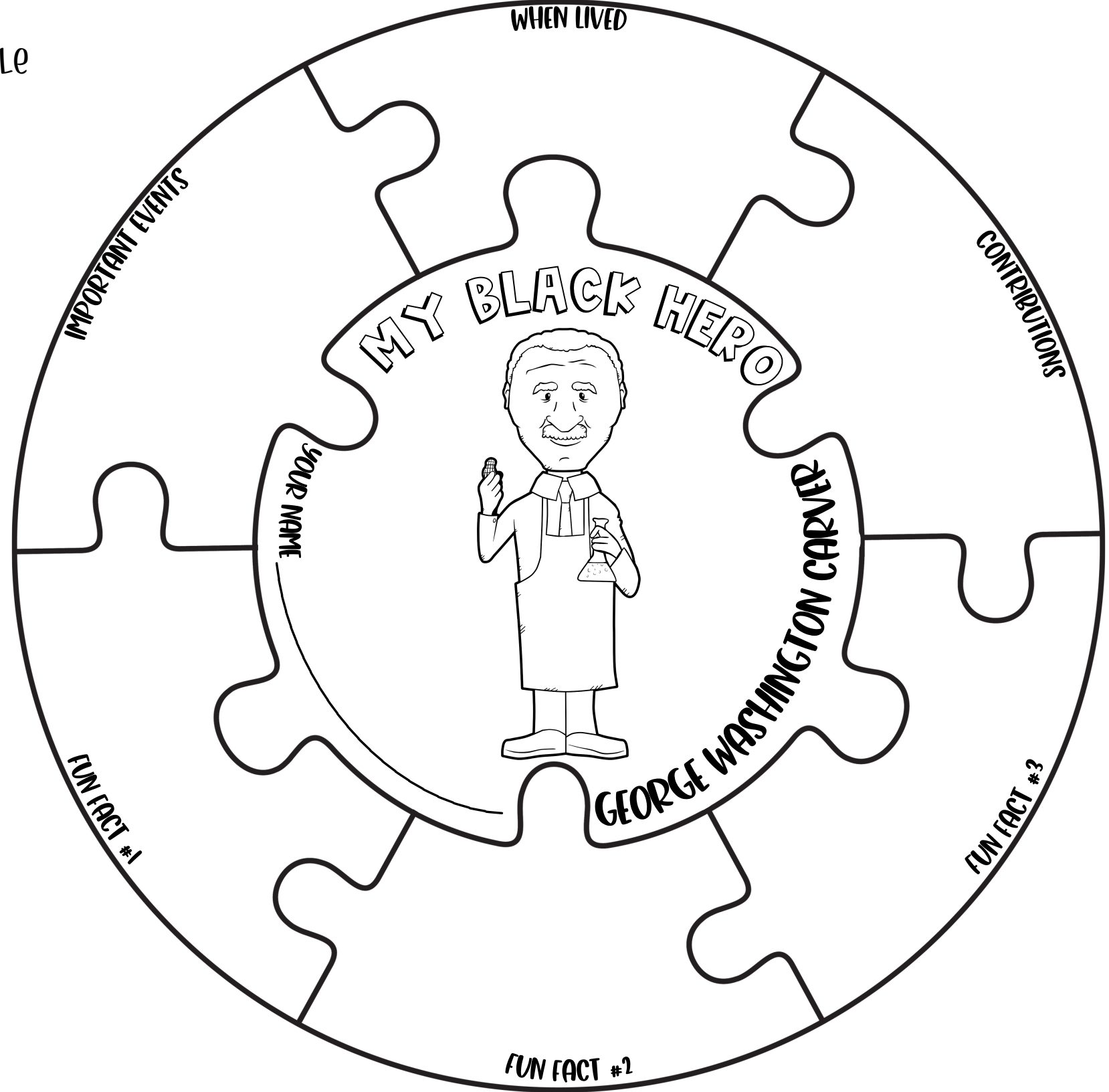
- 1.) In the center, on the lines, write your name and your hero's name. Then draw an image of your hero in the center.
- 2.) Then in the puzzle pieces around the middle circle fill in information about your hero related to the label.
- 3.) If room, add illustrations. Then color the puzzle pieces.



# MY BLACK HERO PUZZLE

## Directions:

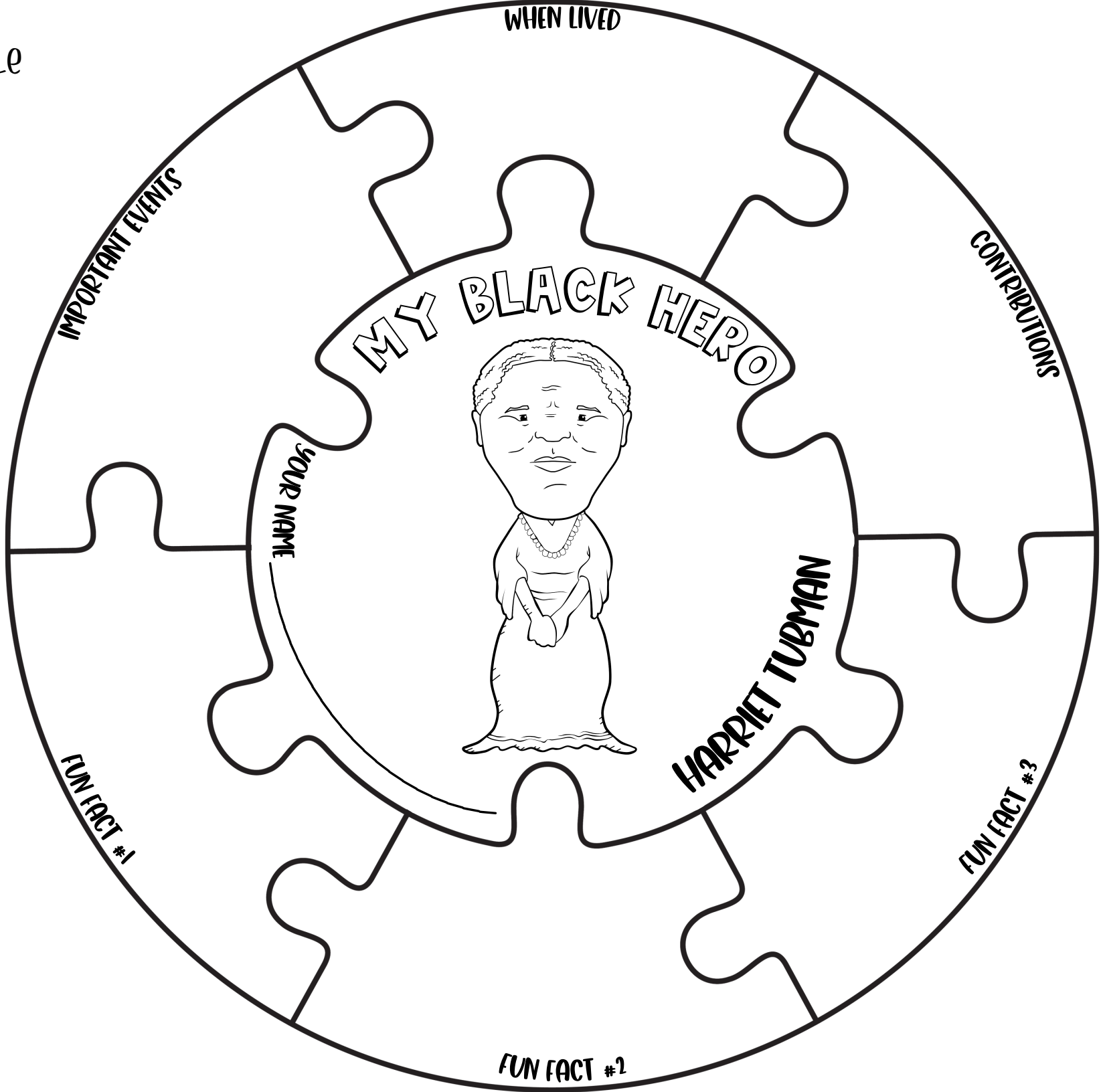
- 1.) In the center, on the lines, write your name and your hero's name. Then draw an image of your hero in the center.
- 2.) Then in the puzzle pieces around the middle circle fill in information about your hero related to the label.
- 3.) If room, add illustrations. Then color the puzzle pieces.



# MY BLACK HERO PUZZLE

## Directions:


- 1.) In the center, on the lines, write your name and your hero's name. Then draw an image of your hero in the center.
- 2.) Then in the puzzle pieces around the middle circle fill in information about your hero related to the label.
- 3.) If room, add illustrations. Then color the puzzle pieces.



# MY BLACK HERO PUZZLE

## Directions:

- 1.) In the center, on the lines, write your name and your hero's name. Then draw an image of your hero in the center.
- 2.) Then in the puzzle pieces around the middle circle fill in information about your hero related to the label.
- 3.) If room, add illustrations. Then color the puzzle pieces.

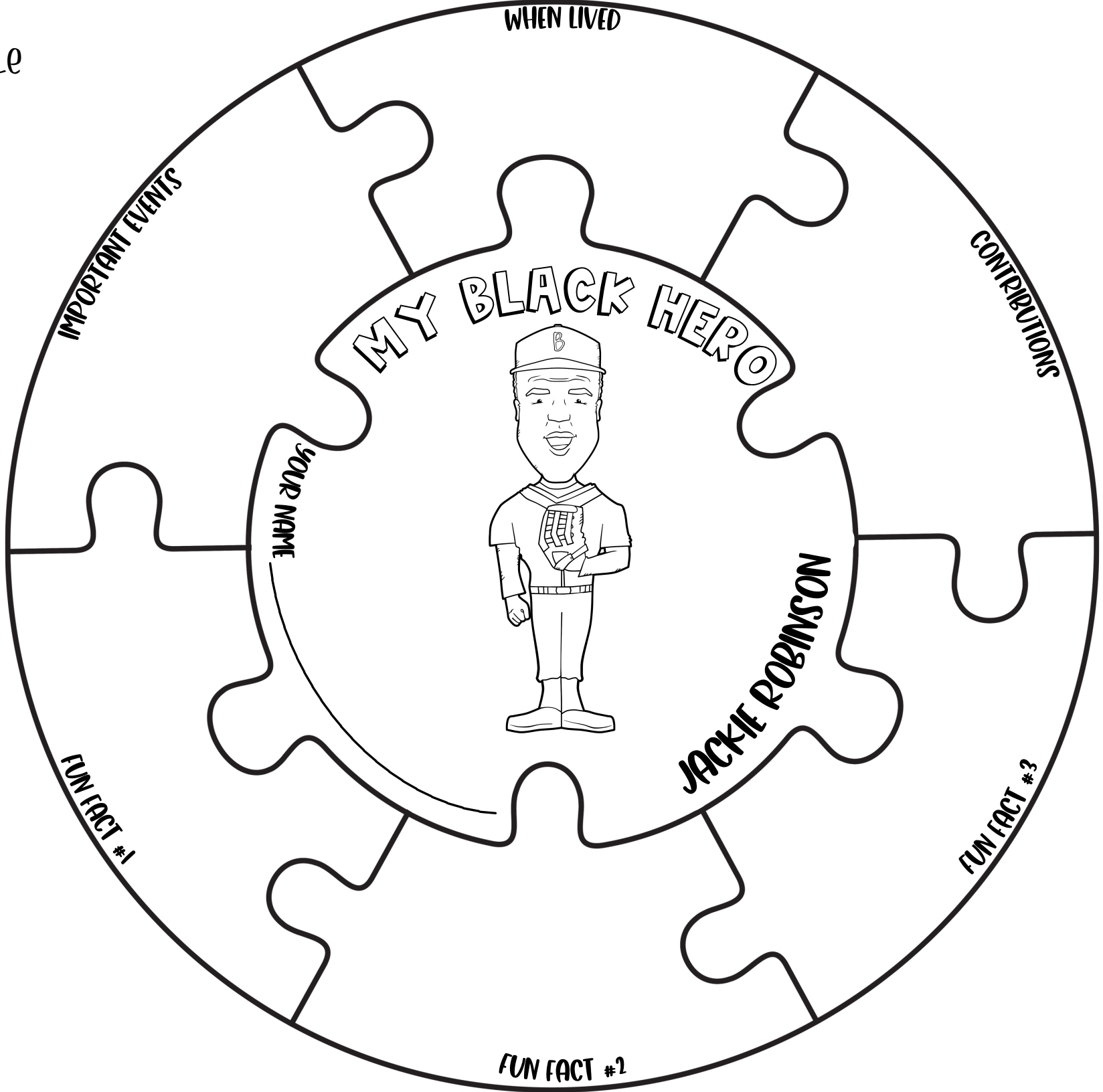




# MY BLACK HERO PUZZLE

## Directions:

- 1.) In the center, on the lines, write your name and your hero's name. Then draw an image of your hero in the center.
- 2.) Then in the puzzle pieces around the middle circle fill in information about your hero related to the label.
- 3.) If room, add illustrations. Then color the puzzle pieces.



# MY BLACK HERO PUZZLE

## Directions:


- 1.) In the center, on the lines, write your name and your hero's name. Then draw an image of your hero in the center.
- 2.) Then in the puzzle pieces around the middle circle fill in information about your hero related to the label.
- 3.) If room, add illustrations. Then color the puzzle pieces.

The puzzle template consists of a large outer circle and a smaller inner circle. The space between them is divided into seven puzzle pieces. The labels for these pieces are: 'WHEN LIVED' (top), 'CONTRIBUTIONS' (top-right), 'FUN FACT #3' (bottom-right), 'FUN FACT #2' (bottom), 'FUN FACT #1' (bottom-left), 'IMPORTANT EVENTS' (left), and 'YOUR NAME' (center-left). The central area contains a silhouette of a person with a name line below it, and a drawing of Jesse Owens in athletic wear.

# MY BLACK HERO PUZZLE

## Directions:

- 1.) In the center, on the lines, write your name and your hero's name. Then draw an image of your hero in the center.
- 2.) Then in the puzzle pieces around the middle circle fill in information about your hero related to the label.
- 3.) If room, add illustrations. Then color the puzzle pieces.



# MY BLACK HERO PUZZLE

## Directions:

- 1.) In the center, on the lines, write your name and your hero's name. Then draw an image of your hero in the center.
- 2.) Then in the puzzle pieces around the middle circle fill in information about your hero related to the label.
- 3.) If room, add illustrations. Then color the puzzle pieces.

WHEN LIVED

CONTRIBUTIONS

MY BLACK HERO

YOUR NAME \_\_\_\_\_

LANGSTON HUGHES

FUN FACT #3

FUN FACT #2

FUN FACT #1

IMPORTANT EVENTS

# MY BLACK HERO PUZZLE

## Directions:

- 1.) In the center, on the lines, write your name and your hero's name. Then draw an image of your hero in the center.
- 2.) Then in the puzzle pieces around the middle circle fill in information about your hero related to the label.
- 3.) If room, add illustrations. Then color the puzzle pieces.

WHEN LIVED

CONTRIBUTIONS

LOUIS ARMSTRONG

FUN FACT #3

FUN FACT #2

FUN FACT #1

YOUR NAME

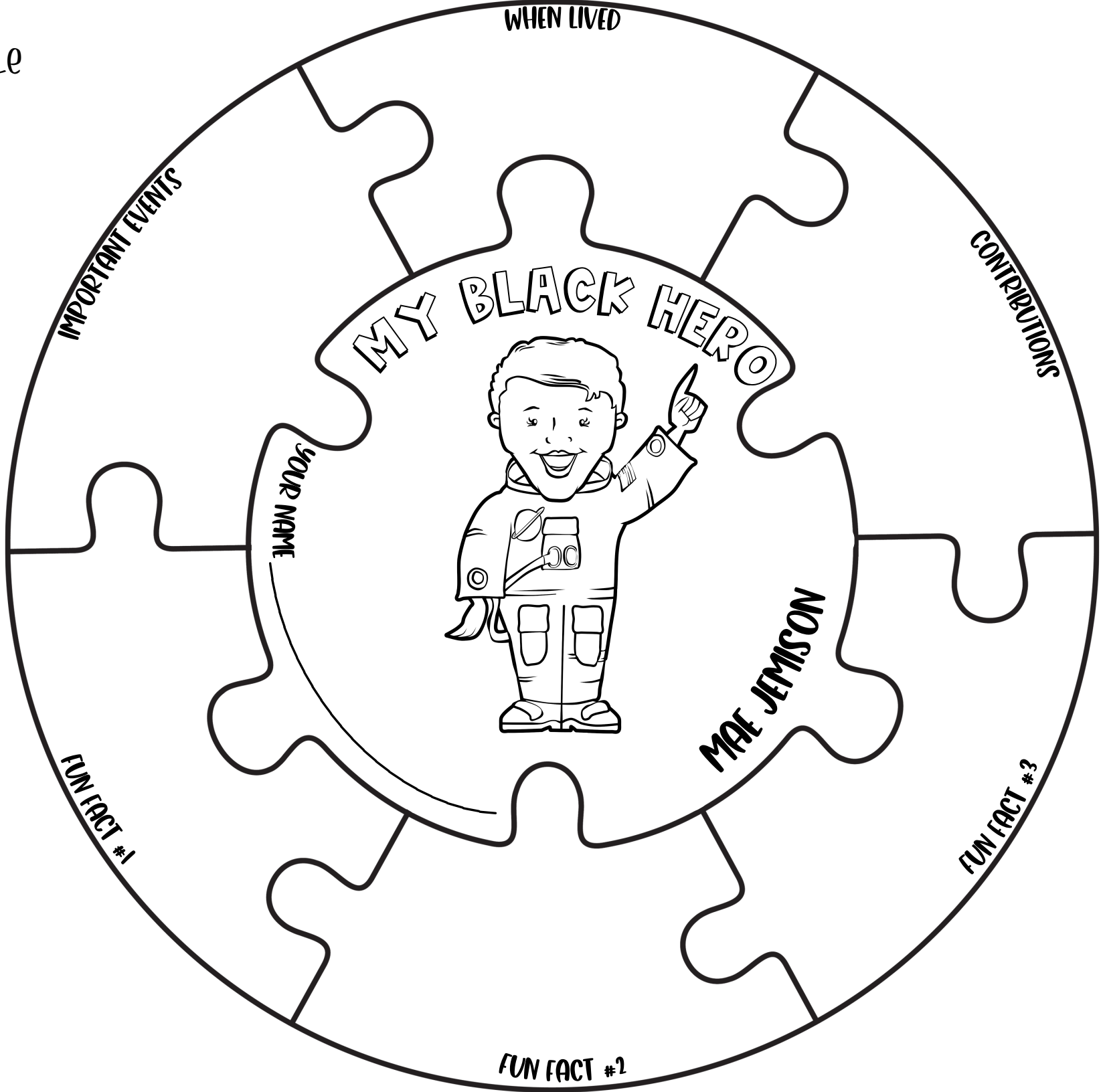
MY BLACK HERO

IMPORTANT EVENTS

# MY BLACK HERO PUZZLE

**Directions:**

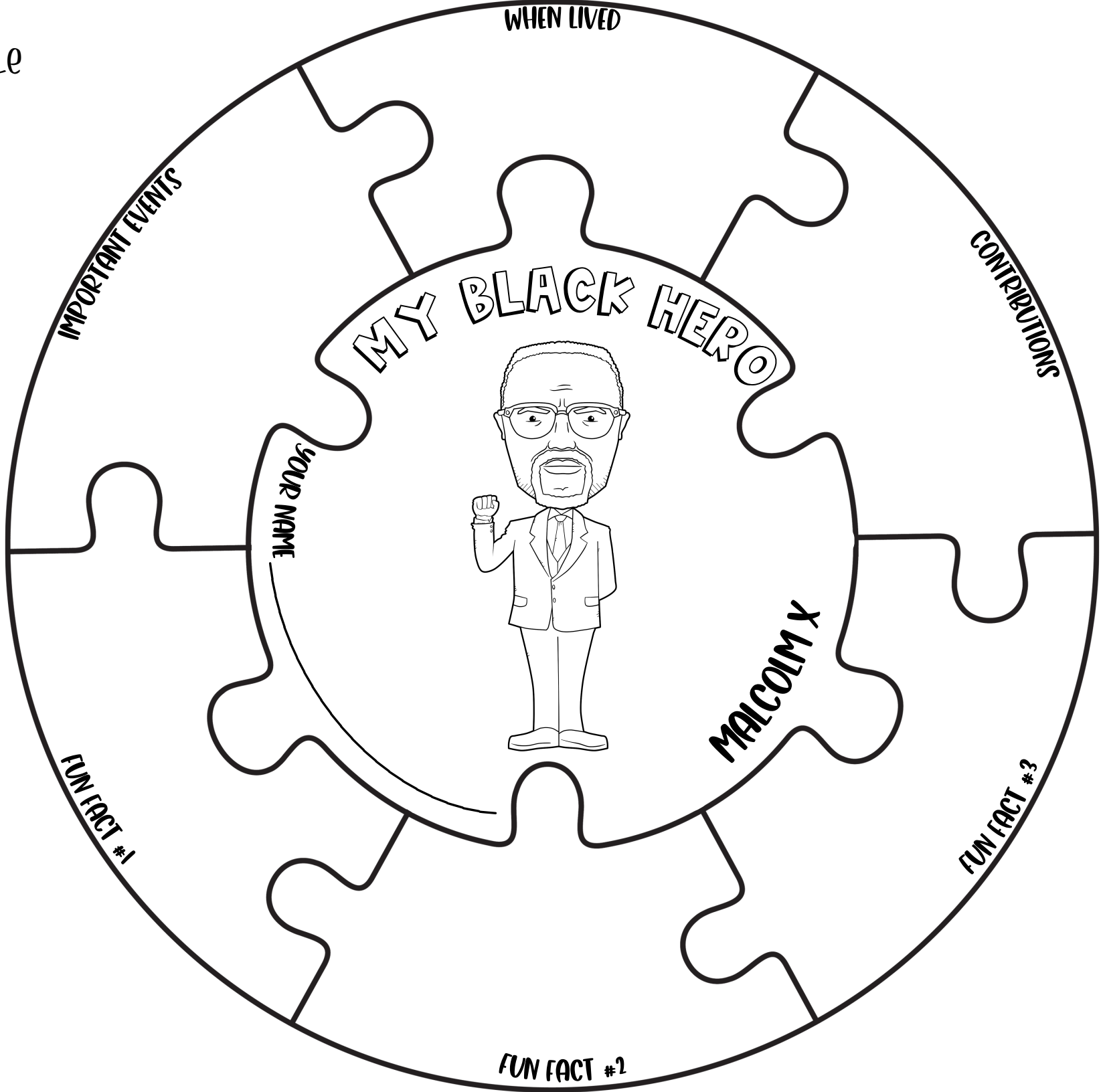
- 1.) In the center, on the lines, write your name and your hero's name. Then draw an image of your hero in the center.
- 2.) Then in the puzzle pieces around the middle circle fill in information about your hero related to the label.
- 3.) If room, add illustrations. Then color the puzzle pieces.



# MY BLACK HERO PUZZLE

**Directions:**

- 1.) In the center, on the lines, write your name and your hero's name. Then draw an image of your hero in the center.
- 2.) Then in the puzzle pieces around the middle circle fill in information about your hero related to the label.
- 3.) If room, add illustrations. Then color the puzzle pieces.



# MY BLACK HERO PUZZLE

**Directions:**

- 1.) In the center, on the lines, write your name and your hero's name. Then draw an image of your hero in the center.
- 2.) Then in the puzzle pieces around the middle circle fill in information about your hero related to the label.
- 3.) If room, add illustrations. Then color the puzzle pieces.

WHEN LIVED

CONTRIBUTIONS

MY BLACK HERO

YOUR NAME

MARY McLEOD BETHUNE

FUN FACT #3

FUN FACT #2

FUN FACT #1

IMPORTANT EVENTS



# MY BLACK HERO PUZZLE

## Directions:

- 1.) In the center, on the lines, write your name and your hero's name. Then draw an image of your hero in the center.
- 2.) Then in the puzzle pieces around the middle circle fill in information about your hero related to the label.
- 3.) If room, add illustrations. Then color the puzzle pieces.

WHEN LIVED

CONTRIBUTIONS

MY BLACK HERO

MATTHEW HENSON

YOUR NAME

IMPORTANT EVENTS

FUN FACT #1


FUN FACT #2

FUN FACT #3

# MY BLACK HERO PUZZLE

## Directions:


- 1.) In the center, on the lines, write your name and your hero's name. Then draw an image of your hero in the center.
- 2.) Then in the puzzle pieces around the middle circle fill in information about your hero related to the label.
- 3.) If room, add illustrations. Then color the puzzle pieces.



# MY BLACK HERO PUZZLE

**Directions:**


- 1.) In the center, on the lines, write your name and your hero's name. Then draw an image of your hero in the center.
- 2.) Then in the puzzle pieces around the middle circle fill in information about your hero related to the label.
- 3.) If room, add illustrations. Then color the puzzle pieces.



# MY BLACK HERO PUZZLE

## Directions:

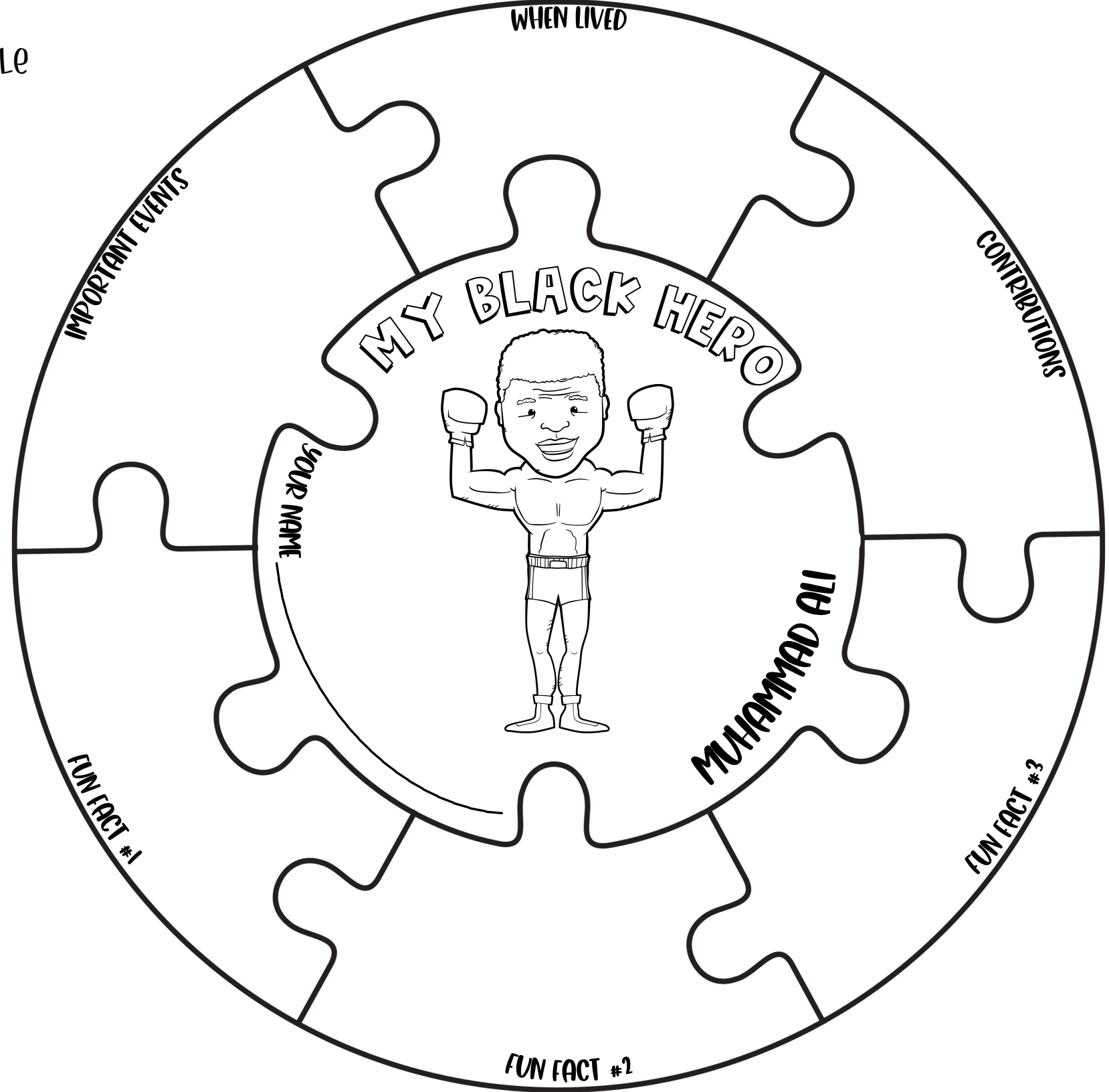
- 1.) In the center, on the lines, write your name and your hero's name. Then draw an image of your hero in the center.
- 2.) Then in the puzzle pieces around the middle circle fill in information about your hero related to the label.
- 3.) If room, add illustrations. Then color the puzzle pieces.



# MY BLACK HERO PUZZLE

**Directions:**

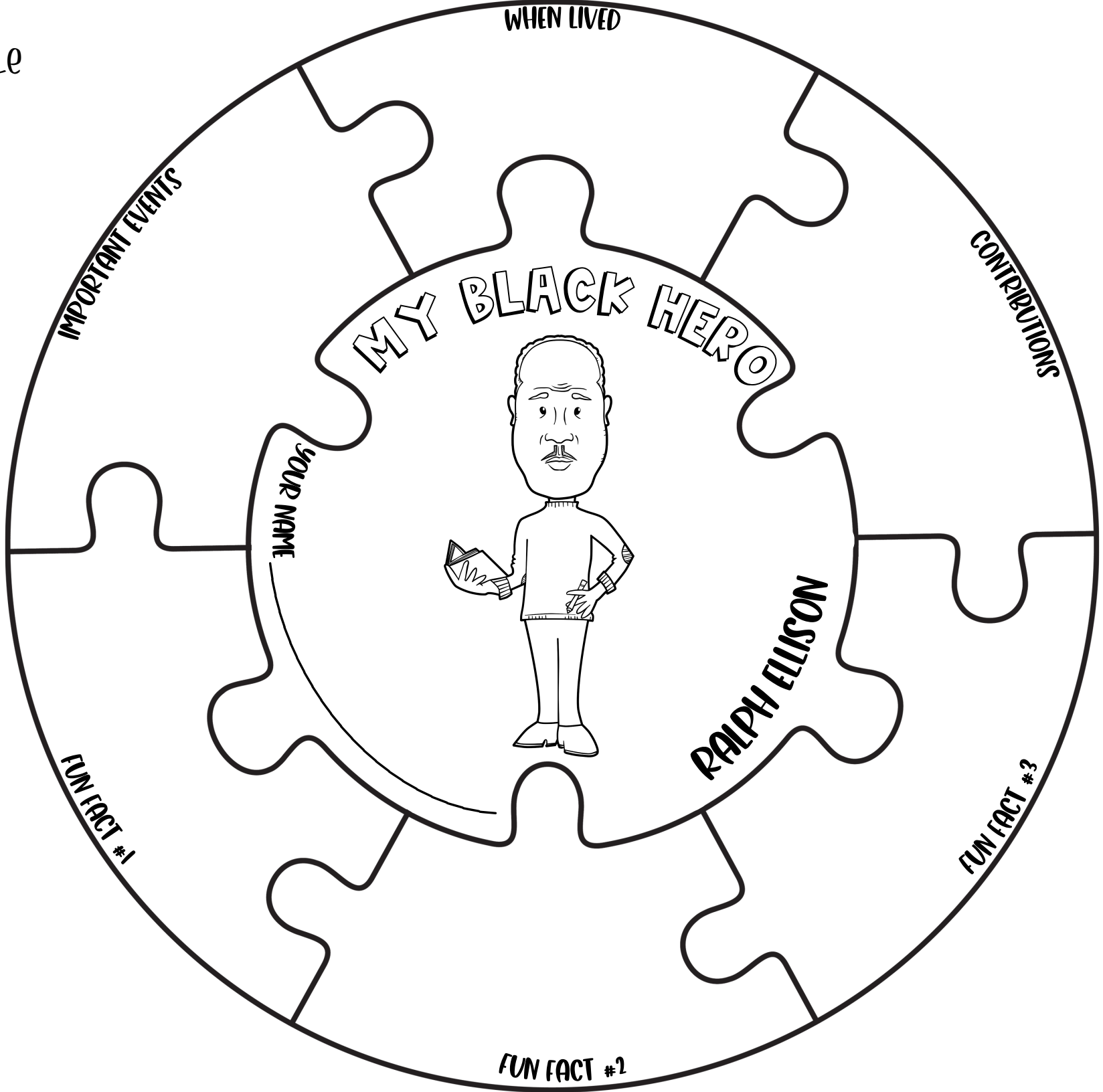
- 1.) In the center, on the lines, write your name and your hero's name. Then draw an image of your hero in the center.
- 2.) Then in the puzzle pieces around the middle circle fill in information about your hero related to the label.
- 3.) If room, add illustrations. Then color the puzzle pieces.



# MY BLACK HERO PUZZLE

## Directions:

- 1.) In the center, on the lines, write your name and your hero's name. Then draw an image of your hero in the center.
- 2.) Then in the puzzle pieces around the middle circle fill in information about your hero related to the label.
- 3.) If room, add illustrations. Then color the puzzle pieces.



# MY BLACK HERO PUZZLE

## Directions:

- 1.) In the center, on the lines, write your name and your hero's name. Then draw an image of your hero in the center.
- 2.) Then in the puzzle pieces around the middle circle fill in information about your hero related to the label.
- 3.) If room, add illustrations. Then color the puzzle pieces.

WHEN LIVED

CONTRIBUTIONS

MY BLACK HERO

YOUR NAME

ROSA PARKS

1053

FUN FACT #3

FUN FACT #2


FUN FACT #1

IMPORTANT EVENTS

# MY BLACK HERO PUZZLE

## Directions:

- 1.) In the center, on the lines, write your name and your hero's name. Then draw an image of your hero in the center.
- 2.) Then in the puzzle pieces around the middle circle fill in information about your hero related to the label.
- 3.) If room, add illustrations. Then color the puzzle pieces.





# MY BLACK HERO PUZZLE

## Directions:

- 1.) In the center, on the lines, write your name and your hero's name. Then draw an image of your hero in the center.
- 2.) Then in the puzzle pieces around the middle circle fill in information about your hero related to the label.
- 3.) If room, add illustrations. Then color the puzzle pieces.

The puzzle template consists of a large circle divided into seven puzzle pieces. The central piece is the largest and contains a silhouette of a person. Inside the silhouette, the text "MY BLACK HERO" is written in a bold, outlined font. Below the silhouette, there is a horizontal line labeled "YOUR NAME" and a drawing of Shirley Chisholm, a Black woman with short curly hair, wearing glasses and a dress. The other six pieces are arranged around the center and are labeled as follows:

- Top: WHEN LIVED
- Top-Right: CONTRIBUTIONS
- Bottom-Right: FUN FACT #3
- Bottom: FUN FACT #2
- Bottom-Left: FUN FACT #1
- Left: IMPORTANT EVENTS

# MY BLACK HERO PUZZLE

## Directions:

- 1.) In the center, on the lines, write your name and your hero's name. Then draw an image of your hero in the center.
- 2.) Then in the puzzle pieces around the middle circle fill in information about your hero related to the label.
- 3.) If room, add illustrations. Then color the puzzle pieces.

WHEN LIVED

CONTRIBUTIONS

SOJOURNER TRUTH

FUN FACT #3

FUN FACT #2

FUN FACT #1

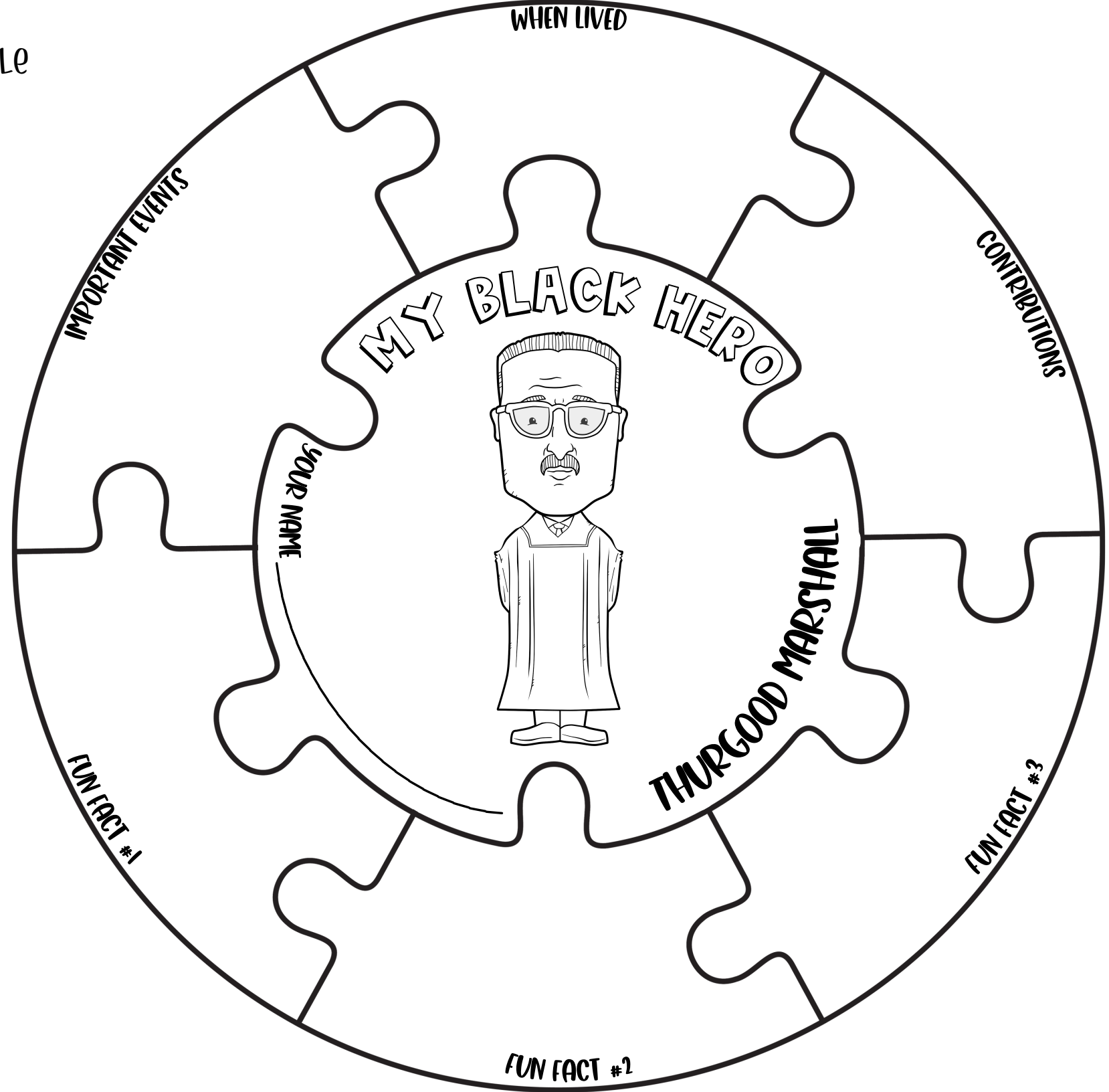
YOUR NAME \_\_\_\_\_

MY BLACK HERO

# MY BLACK HERO PUZZLE

## Directions:

- 1.) In the center, on the lines, write your name and your hero's name. Then draw an image of your hero in the center.
- 2.) Then in the puzzle pieces around the middle circle fill in information about your hero related to the label.
- 3.) If room, add illustrations. Then color the puzzle pieces.



# MY BLACK HERO PUZZLE

**Directions:**

- 1.) In the center, on the lines, write your name and your hero's name. Then draw an image of your hero in the center.
- 2.) Then in the puzzle pieces around the middle circle fill in information about your hero related to the label.
- 3.) If room, add illustrations. Then color the puzzle pieces.

WHEN LIVED

CONTRIBUTIONS

MY BLACK HERO

YOUR NAME

W.E.B. DUBOIS

FUN FACT #3

FUN FACT #2

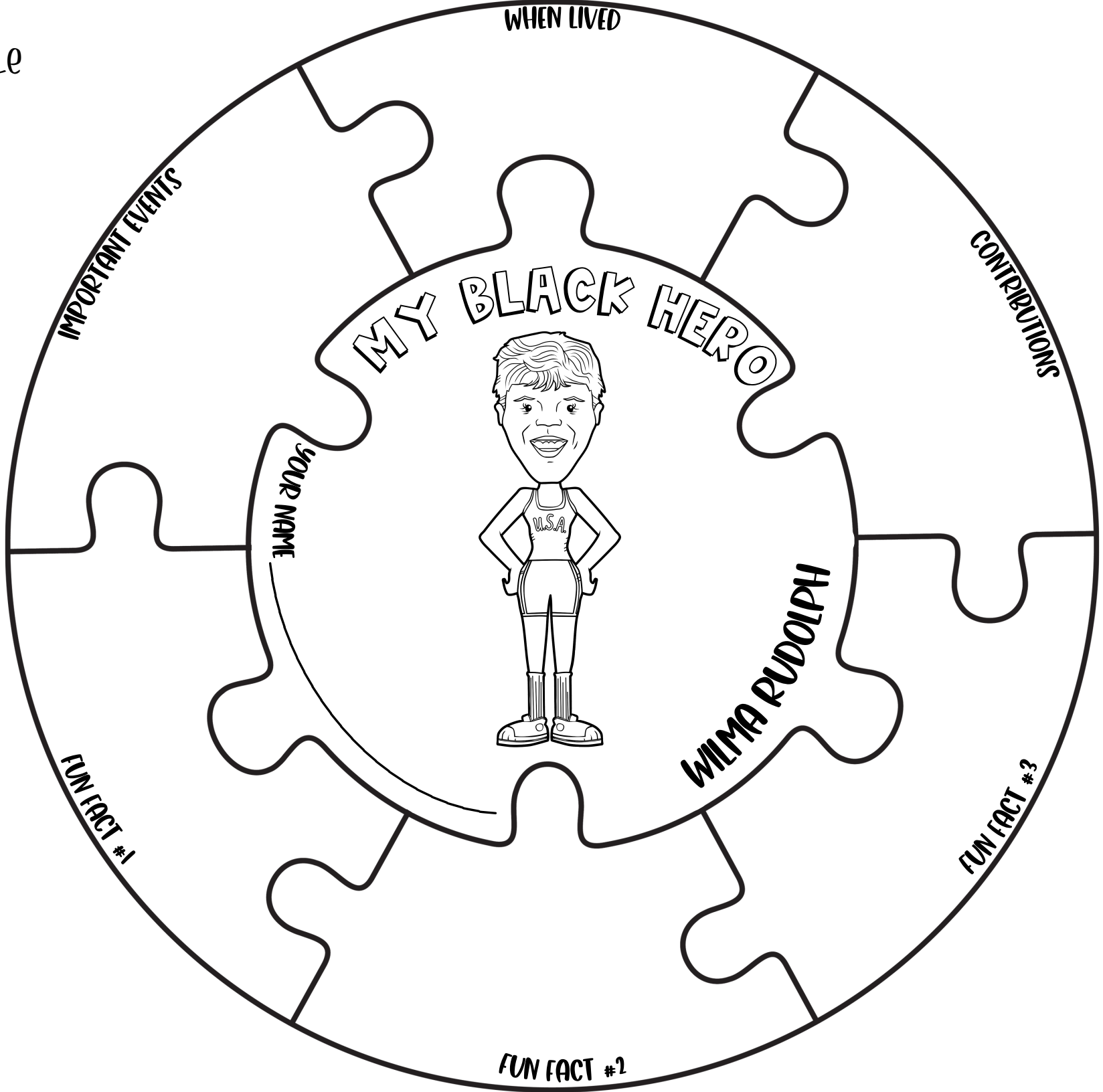
FUN FACT #1

IMPORTANT EVENTS

# MY BLACK HERO PUZZLE

## Directions:

- 1.) In the center, on the lines, write your name and your hero's name. Then draw an image of your hero in the center.
- 2.) Then in the puzzle pieces around the middle circle fill in information about your hero related to the label.
- 3.) If room, add illustrations. Then color the puzzle pieces.



# MY BLACK HERO PUZZLE

**Directions:**

- 1.) In the center, on the lines, write your name and your hero's name. Then draw an image of your hero in the center.
- 2.) Then in the puzzle pieces around the middle circle fill in information about your hero related to the label.
- 3.) If room, add illustrations. Then color the puzzle pieces.

