

Name: \_\_\_\_\_

DIRECTIONS: Complete the sections below to represent the coin.

# All About the Penny

color the front





color the back



A penny is worth \_\_\_\_\_ cent.

You can write it as \_\_\_\_\_ ¢ and \$ \_\_\_\_\_.

Draw the front and back of a penny:



Name: \_\_\_\_\_

DIRECTIONS: Complete the sections below to represent the coin.

# All About the Nickel

color the front





color the back



A nickel is worth \_\_\_\_\_ cents.

You can write it as \_\_\_\_\_ ¢ and \$ \_\_\_\_\_.

Draw the front and back of a nickel:



Name: \_\_\_\_\_

DIRECTIONS: Complete the sections below to represent the coin.

# All About the Dime

color the front





color the back



A dime is worth \_\_\_\_\_ cents.

You can write it as \_\_\_\_\_ ¢ and \$ \_\_\_\_\_.

Draw the  
front and  
back of a  
dime:



Name: \_\_\_\_\_

DIRECTIONS: Complete the sections below to represent the coin.

# All About the Quarter

color the front



color the back



A quarter is worth \_\_\_\_\_ cents.

You can write it as \_\_\_\_\_ ¢ and \$ \_\_\_\_\_.

Draw the front and back of a quarter:

