

Name _____

Class _____

What is something about life that you believe to be true? That family is important? Friends should be loyal? Hard work is rewarded? Write your thoughts below:

Your thoughts about life can be considered a "theme."

In literature, theme refers to an abstract idea or belief that is inferred by that actions of the characters and the plot.

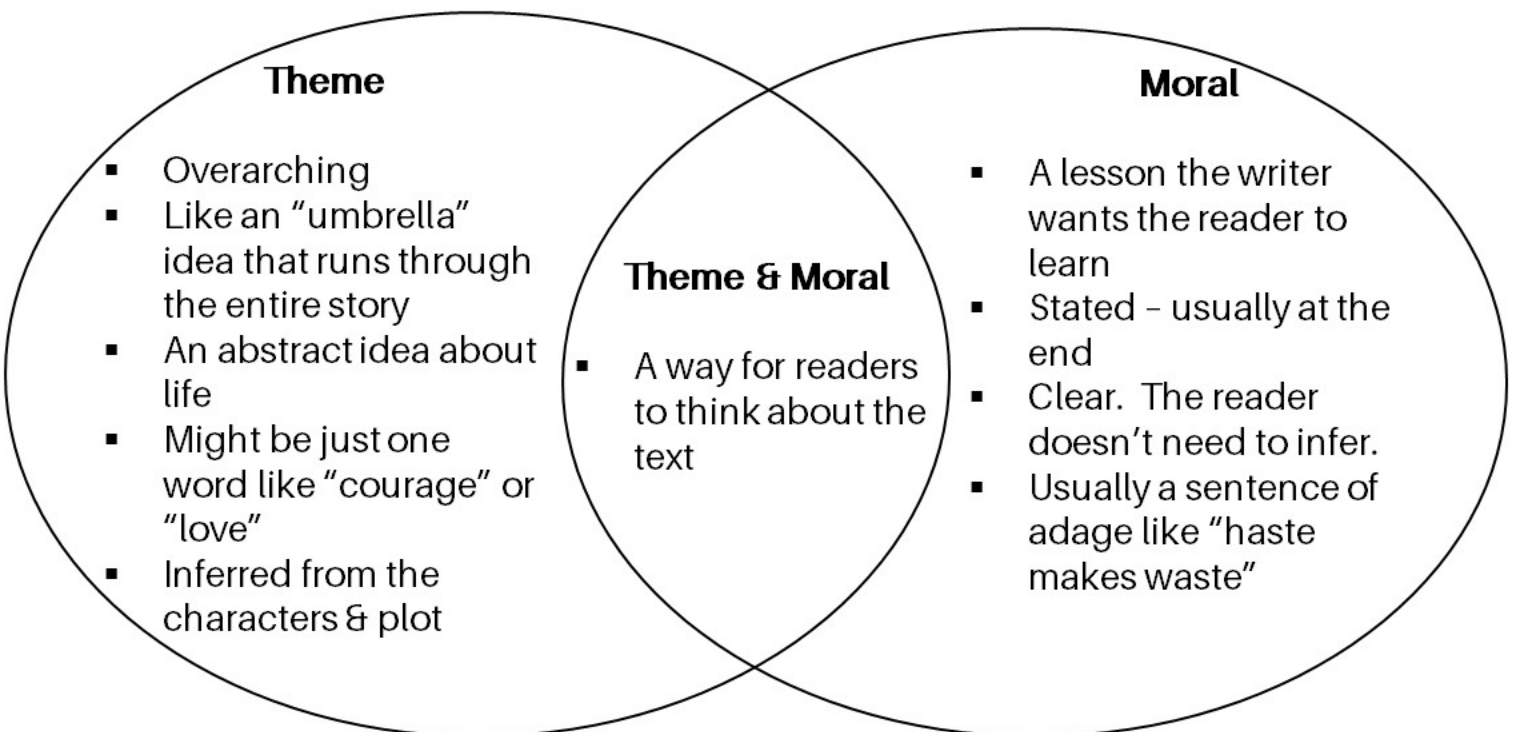
There can be more than one theme as well.

For example: In the fairy tale "Little Red Riding Hood," themes may include the importance of family, being wary of strangers, and good vs. evil.

"Little Red Riding Hood" has a moral as well: "Don't talk to strangers."

Is theme the same as moral?

No. Review this Venn diagram to note the differences.



Here are some common themes you may encounter in literature.

- ✓ Ambition
- ✓ Change / growth
- ✓ Challenges help us understand ourselves and others
- ✓ Coming of age (growing up)
- ✓ Courage
- ✓ Death
- ✓ Desire for something (power/ social status / goods, etc.)
- ✓ Evils of racism/ Prejudice
- ✓ Family
- ✓ Freedom
- ✓ Friendship
- ✓ Good vs evil
- ✓ Honor
- ✓ Inequality
- ✓ Justice/ revenge
- ✓ Love triumphs
- ✓ Loyalty
- ✓ Overcoming adversity
- ✓ Rebirth
- ✓ Self-awareness
- ✓ The will to survive
- ✓ Understanding
- ✓ Value of differences
- ✓ War

Other themes to consider:

- ✓ _____
- ✓ _____
- ✓ _____
- ✓ _____
- ✓ _____
- ✓ _____
- ✓ _____
- ✓ _____
- ✓ _____
- ✓ _____



Analyze the Theme

Analysis #1
Graphic
Organizer

Use this graphic organizer to identify the elements of the theme as you watch a short video.

Remember that theme is an overarching idea that runs throughout the video.

There may be more than one theme. Look over the list of themes if you need help.

Name of the video you are analyzing: _____

What is one possible theme?

What evidence supports that?

What is another possible theme?

What evidence supports that?

Your Thoughts

Review your Graphic Organizer #1. Based on what you observe, write an analysis of the theme. The steps below will help you get started.

Step 1: Identify what you'll be writing about.

For example: *I am analyzing the theme of the short film "Mike's New Car."*

I am analyzing the theme of:

Step 2: Choose a theme. Use "Common Themes in Literature" to focus your topic.

For example: *I am considering the theme of self-awareness.*

I am considering this theme:

Step 3: What position will you be taking? What points will you be arguing or sharing with your reader?

For example: *I'm taking the position that Mike gains self-awareness through his failure to successfully use and understand his new car.*

I am taking the position that:

Step 4: Combine Steps 1 – 3 into a thesis (or "big idea") statement.

Remove "I" or any first person pronouns.

Think about the main ideas you want to share as you write the sentence.

For example: *The theme of the short film "Mike's New Car" focuses on how failure can lead to self-awareness.*

Your thesis or "big idea" statement:



Analyze the Theme

Analysis #2
Graphic
Organizer

Use this graphic organizer to identify the elements of the theme.

Remember that theme is an overarching idea that runs throughout a story.

There may be more than one theme. Look over the list of themes if you need help.

You are analyzing: _____

What is one possible theme?

What evidence supports that?

What is another possible theme?

What evidence supports that?

Your Thoughts

Review your Graphic Organizer #2. Based on what you observe, write an analysis of the theme. The steps below will help you get started.

Step 1: Identify what you'll be writing about.

I am analyzing the theme of:

Step 2: Choose a theme. Use "Common Themes in Literature" to focus your topic.

I am considering this theme:

Step 3: What position will you be taking? What points will you be arguing or sharing with your reader?

I am taking the position that:

Step 4: Combine Steps 1 - 3 into a thesis (or "big idea") statement.

Remove "I" or any first person pronouns.

Think about the main ideas you want to share as you write the sentence.

Your thesis or "big idea" statement:

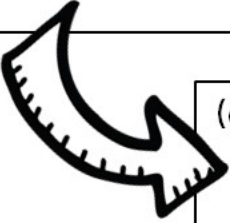
Expanding Your Thoughts

Now that you have an idea of what your focus will be. You need evidence.

Use the graphic organizer below to collect it. You can add more evidence if you like.

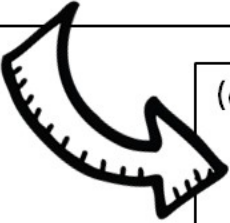
Your claim/ thesis or "big idea" statement:

(evidence) I know this because of this:



(explain what the evidence means) This shows that:

(evidence) This also supports my claim:



(explain what the evidence means) This shows:

In conclusion:



Analyze the Theme

Use this graphic organizer to identify the elements of the theme.

Remember that theme is an overarching idea that runs throughout a story.

There may be more than one theme. Look over the list of themes if you need help.

You are analyzing: _____

What is one possible theme?

What evidence supports that?

What is another possible theme?

What evidence supports that?



Analyze the Theme

Analysis #4
Graphic
Organizer

Use this graphic organizer to identify the elements of the theme.

Remember that theme is an overarching idea that runs throughout a story.

There may be more than one theme. Look over the list of themes if you need help.

You are analyzing: _____

What is one possible theme?

What evidence supports that?

What is another possible theme?

What evidence supports that?

What do you think?

Look over the theme analysis activities you've completed. Respond to the following questions.

1. What part of analyzing theme is the easiest for you? Why?

2. What part of analyzing theme is the most difficult for you? Why?

3. What new insight did you gain about the importance of the theme?

4. Did analyzing the theme of a short film help you better understand it?

5. How can analyzing the theme help you understand the text better?

Circle one. I would rate my theme analysis abilities as:

