

















Name: _____

DIRECTIONS: Color all the clocks showing and times that read quarter past the hour RED. Color all the clocks showing and times that read quarter to the hour BLUE.


4:15		8:45		11:15
	12:15		9:45	
11:45		7:15		6:15
	3:45		10:45	
1:15		2:45		9:15
	10:15		6:45	

Name: _____


DIRECTIONS: Add the missing hand on each clock to represent the time given.




10:15




3:45




8:15




2:45




12:15




9:45



7:15




1:45




11:15



4:45




6:15




5:45

Name: _____


DIRECTIONS: Add the hour and minute hand on each clock to represent the time given.




12:45




11:15




7:45




9:15




3:45




5:15




12:45




10:15




2:45



6:15







4:45



8:15



Name: _____

DIRECTIONS: Write the quarter past the hour time given the analog clocks.






Name: _____

DIRECTIONS: Write the quarter to the hour time given the analog clocks.




Name: _____

DIRECTIONS: Write the time on the digital clock to match the analog clock.




Name: _____


DIRECTIONS: Draw the hands on the clock to represent the digital time.




12:15




8:45




6:15




7:45




9:15




11:45




5:15




3:45




2:15



12:45



6:45









1:15

Name: _____

DIRECTIONS: Cut and paste the clocks and time under the correct heading.

Quarter Past the Hour	Quarter to the Hour

two fifteen		quarter to 5		
			quarter after 7	