


Name: _____

Microeconomics vs. Macroeconomics

Informational Brochure Foldable

Directions: Create an informational brochure about *Microeconomics* and *Macroeconomics* by making a two-column foldable and including the information listed below in the top half and a visual representation in the bottom half. It will be double-sided when completed.



1. Microeconomics, Who should be studied?
2. Microeconomics, What is studied?
3. Macroeconomics, Who should be studied?
4. Macroeconomics, What is studied?

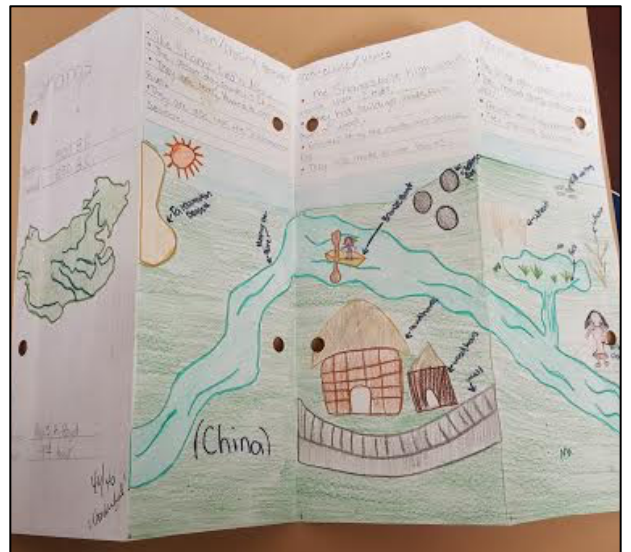
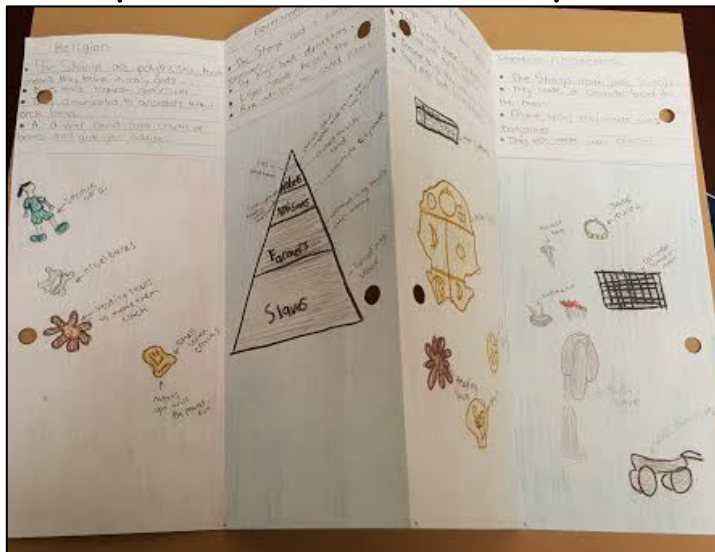
Microeconomics, Who should be studied?	Microeconomics, What is studied?
Visual Representation	

Macroeconomics, Who should be studied?	Macroeconomics, What is studied?
Visual Representation	

Front of foldable

Back of foldable

Example of What Set Up Will Look Like:



Micro vs Macro Brochure (planning)

Use this page to help plan your brochure for microeconomics vs macroeconomics.

Microeconomics: <i>Who should be studied?</i>	Microeconomics: <i>What is studied?</i>	Macroeconomics: <i>Who should be studied?</i>	Macroeconomics: <i>What is studied?</i>
<i>Illustration that represents microeconomics:</i>			<i>Illustration that represents macroeconomics:</i>