

TIME CHECK POINT

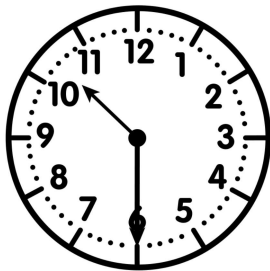
Name: _____

SCORE

Date: _____

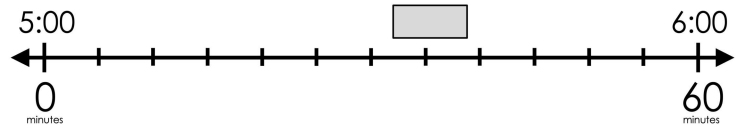
DIRECTIONS: Answer each question below. Try your best and show your work when necessary.

1) Which way does **not** tell the time that is showing on the clock?



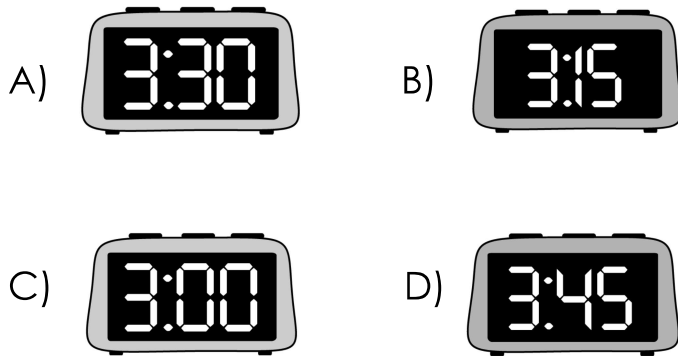
- A) 30 minutes past 10 B) 10:30
C) half past 10 D) 6:50

2) What time belongs in the box?

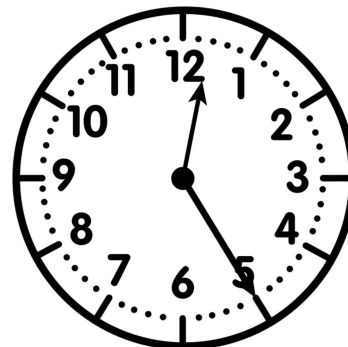


- A) 5:35 B) 5:30
C) 5:20 D) 5:40

3) Which clock shows a quarter past 3?

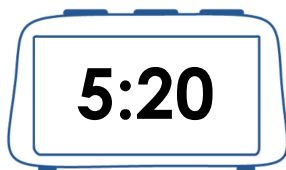


4) What time will it be 20 minutes from the time on the clock?



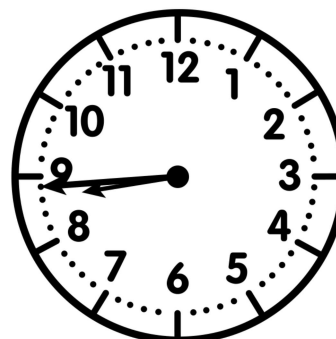
- A) 12:25
B) 12:30
C) 12:45
D) 12:40

5) Which two hours does the time fall between?



- A) 4:00 and 5:00 B) 5:00 and 6:00
C) 1:00 and 2:00 D) 10:00 and 11:00

6) Taylor went to breakfast at the time shown on the clock. What time did she go?




- A) 8:44
B) 9:40
C) 9:50
D) 8:08

TIME CHECK POINT

Name: _____

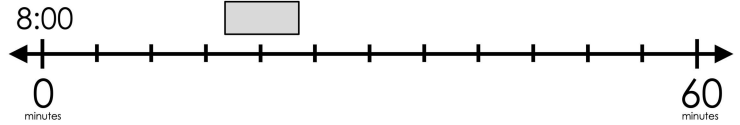
Date: _____

7) What time is shown on the clock?



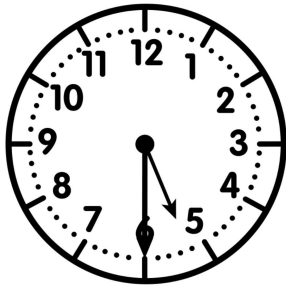
- A) 1:10
- B) 1:30
- C) 2:10
- D) 2:04

8) What time belongs in the box?

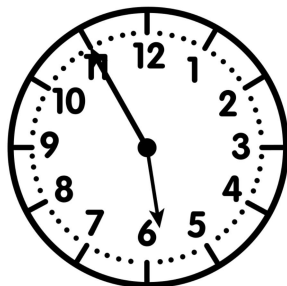


- A) 8:15
- B) 8:30
- C) 8:20
- D) 8:10

9) Maggie left home at 5:30. She returned home at 5:55. How long was she gone?



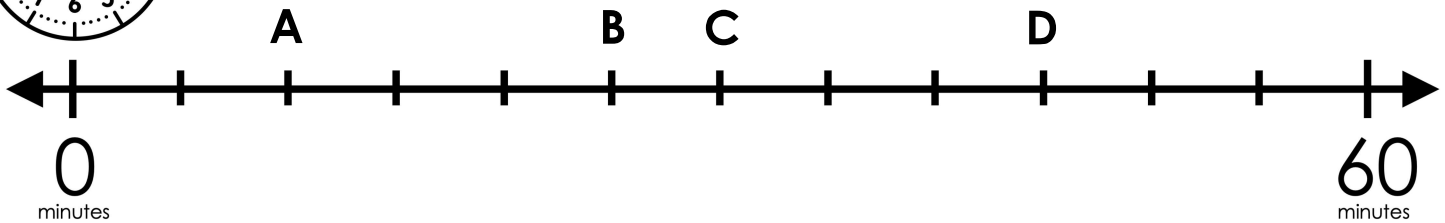
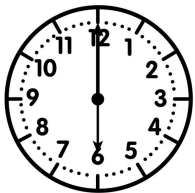
Maggie Left Home



Maggie Returned Home

- A) 25 minutes
- B) 20 minutes
- C) 15 minutes
- D) 60 minutes

10) At which point on the number is the time 6:25 located?



- A) Point A
- B) Point B
- C) Point C
- D) Point D