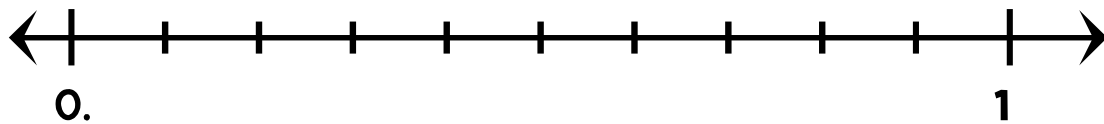



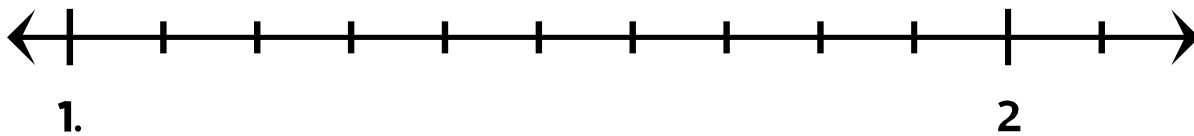
# DECIMALS *on a* NUMBER LINE

- 1 Add a decimal and a zero in the tenths place to the whole numbers.
- 2 Now count from zero tenths to "10 tenths" which is 1.0 and label each tick mark.
- 3 Any time you need to find numbers *between* numbers, follow the steps above. It works with the hundredths place too!



## Finding Tenths

Add a decimal and a zero after the 1 and 2. Place the following points on this number line:      A 1.2      B 1.7      C 2.1



## Finding Hundredths

Place the following points on this number line:

A 2.35      B 2.38      C 2.31

